

# (In)efficiency in Information Acquisition and Aggregation through Prices\*

Alessandro Pavan<sup>†</sup>   Savitar Sundaresan<sup>‡</sup>   Xavier Vives<sup>§</sup>

February 7, 2022

## Abstract

We study the interaction between the inefficiency in the acquisition of private information and trading in financial markets. We show that, as the cost of information declines, traders over-invest in information acquisition and trade too much on their private information. We also show that, generically, there exists no policy based on the price of the financial asset and the volume of individual trades that implements efficiency in both information acquisition and trading. Such an impossibility result, however, turns into a possibility result when information acquisition is verifiable, or when taxes can be made contingent on the aggregate volume of trade.

Keywords: information acquisition, aggregation through prices, information externalities, team efficiency.

JEL: D84, G14

---

\*We are grateful to Barna Szabó and Yi Zhang for excellent research assistance. We are also grateful to our discussants Davide Bosco, Eduardo Dávila and Dmitry Orlov for very insightful discussions. Finally, for useful comments and suggestions, we thank Jordi Brandts, Liyan Yang, and seminar and conference participants at BI Oslo, MEIF, the 2021 Macroeconomic Dynamics Workshop at Catholic University in Milan, and the 2022 ASSA Meetings (Econometric Society).

<sup>†</sup>Northwestern University. Email: [alepavan@northwestern.edu](mailto:alepavan@northwestern.edu)

<sup>‡</sup>Imperial College London. Email: [s.sundaresan@imperial.ac.uk](mailto:s.sundaresan@imperial.ac.uk)

<sup>§</sup>IESE Business School. Email: [xvives@iese.edu](mailto:xvives@iese.edu)

# 1 Introduction

Improvements in information technology are reducing the cost of acquiring and processing information. This cost reduction naturally raises the question of whether such improvements contribute to higher welfare or benefit a few at the expense of society at large. A related concern is whether there is excessive speculation in financial markets facilitated by asymmetric information. Policy proposals range from putting “sand in the wheels” of markets as a way of limiting speculative trading (the Tobin tax being a prominent example) to subsidizing information technology because of its potential value as a public good.

In this paper, we present a tractable framework to study both the positive and normative issues of interest. In particular, we characterize the sources of inefficiency in the collection of private information prior to trading and relate them to possible inefficiencies in the limit orders that traders submit in financial markets, given available information. We first show that, in the absence of policy interventions, the equilibrium usage of information is inefficient. The demand schedules that traders submit in equilibrium fail to maximize welfare, given the dispersion of private information. However, the inefficiency can be corrected with appropriate (non-linear) taxes/subsidies on the trades. We then show that, when the traders’ private information is endogenous, policies that induce efficiency in the usage of information (equivalently, that induce the traders to submit the efficient limit orders) need not induce the traders to collect information efficiently. We identify conditions under which traders over-invest (alternatively, under-invest) in information acquisition. Finally, we show that, generically, there exist no taxes/subsidies measurable in the price of the financial asset and in the volume of individual trades that induce efficiency in both information acquisition and trading. Such an impossibility result, however, turns into a possibility result when the acquisition of information is verifiable or when taxes can be made contingent on the aggregate volume of trade.

Our model is a linear-quadratic-Gaussian market microstructure à la Grossman and Stiglitz 1980 in which a unit-mass continuum of traders compete by submitting a collection of generalized limit orders (equivalently, a demand schedule). The traders face uncertainty about the asset’s value, as well as the value that other investors in the market (noise traders, high-frequency traders, hedge-fund managers, and the like) assign to the asset. Before submitting their demand schedules, each trader receives a private signal about the asset’s value whose noise is endogenous and correlated across traders. Such a correlation may originate, for example, in the traders paying attention to common sources of information, which have source-specific noise. Importantly, such a correlation, in addition to being realistic, has major implications for the (in)efficiency of the equilibrium acquisition and usage of information, as

we discuss further on.<sup>1</sup>

Our first main result is that, except in very special cases, absent policy interventions, the market does not use the information it collects efficiently. As in Vives 2017, the inefficiency originates in the interaction between two externalities. First, traders do not account for how their orders affect the co-movement between the equilibrium market-clearing price (and hence the equilibrium asset allocations) and the various fundamental shocks that are responsible for different agents' payoffs (a pecuniary externality). Second, traders do not account for the fact that a collective change in demand schedules may induce a change in the information contained in the equilibrium price, which in turn affects other agents' ability to align their trades with the asset's value (a learning externality).

The pecuniary externality makes traders overreact to their private information, whereas the learning externality makes them under-react to it. The knife-edge case in which the two externalities cancel each other out obtains when the equilibrium demand schedules are perfectly inelastic (such as when traders are restricted to submitting market orders). When the equilibrium schedules are downward sloping, the pecuniary externality dominates and the equilibrium trades feature excessive sensitivity to the traders' private information. When, instead, the equilibrium schedules are upward sloping, the learning externality dominates and the sensitivity of the equilibrium limit orders to the traders' private information is inefficiently low. Interestingly, as the precision of the traders' private information grows (for example, due to a reduction in the cost of acquiring information facilitated by technological progress), the pecuniary externality gains weight in relation to the learning externality.<sup>2</sup> We show that, no matter whether traders over- or under-respond to their private information, the aforementioned inefficiencies in the equilibrium usage of information can be corrected using a (non-linear) tax-subsidy contingent on both the equilibrium price of the asset and the individual volume of trade. More precisely, a linear-quadratic tax on the volume of trade paired with an ad-valorem tax on the dollar amount traded induces the traders to submit the efficient limit orders.

Our second main result is that inducing the traders to trade efficiently does not guarantee that they acquire private information efficiently. In particular, suppose that the planner could constrain the traders to submit the efficient demand schedules. The traders would then over-invest in information acquisition when the efficient schedules are downward sloping, and

---

<sup>1</sup>Primarily for tractability, the literature has typically confined attention to models in which the noise in the agents' signals is iid across agents.

<sup>2</sup>Provided that the noise in the traders' information is not too large, when the precision of the traders' information is relatively low, the learning externality dominates and the demand schedules are upward sloping, whereas the opposite is true (i.e., the pecuniary externality dominates and the demand schedules are downward sloping) for high levels of precision.

under-invest in information acquisition when they are upward sloping. In other words, when the pecuniary externality prevails in the usage of information, so that the traders over-respond to their private information, forcing the traders to trade efficiently induces them to over-invest in the acquisition of private information. When, instead, the learning externality prevails, in the absence of any policy intervention, traders under-respond to private information. In this case, forcing them to trade efficiently would induce them to under-invest in the acquisition of private information. The inefficiencies in the collection of information thus parallel those in the usage of information. Importantly, these results hinge on the noise in the agents' information being correlated among traders. If such noise were uncorrelated, holding fixed the efficient demand schedules, the only effect of an increase in the precision of the traders' private information on welfare would be through the reduction in the dispersion of individual trades around the average trade. However, when the traders submit the efficient limit orders, the private and the social value of reducing such dispersion coincide, in which case efficiency in the usage of information implies efficiency in the acquisition of information.

We also show that, if traders could be trusted to submit the efficient demand schedules, then an ad-valorem tax on the dollar amount traded would induce the efficient collection of private information.

Next, we show that, absent any policy intervention, as information technology makes the collection of information cheaper, the economy eventually enters into a regime of over-investment in information acquisition and excessive sensitivity of the equilibrium trades to private information. This is accompanied with inefficiently high price volatility, market depth and price informativeness. In other words, the secular trend of improvement in information technology may have the undesirable effect of enticing over-investment in information acquisition and over-reaction to it in the trading of financial assets.<sup>3</sup> It follows that policies that at the same time place “sand in the wheels” of financial markets and subsidize information collection are potentially contradictory. Perhaps surprisingly, when the cost of information acquisition is low, putting “sand in the wheels” of financial markets and raising the cost of information can be particularly valuable.

We show that, generically, there do not exist taxes/subsidies contingent on the price of the asset and on the volume of individual trades that induce efficiency in both the acquisition and the usage of information. This impossibility result, however, can be overturned by conditioning the tax/subsidy directly on the information acquired by the traders or, when the latter is not

---

<sup>3</sup>See, for example, Nordhaus 2015 on the sharp decline in the cost of computation (and therefore of information processing). See also Gao and Huang 2020 and Goldstein, S. Yang, and Zuo 2020 for the effects of the dissemination of corporate disclosures over the internet on the production of information by corporate outsiders.

verifiable, on the aggregate volume of trade. Conditioning the marginal tax rate on the aggregate volume of trade provides the planner with flexibility in the way it realigns the private incentives for trading with the social ones. This extra flexibility in turn permits it to also realign the private benefits of more accurate private information to their social counterparts. Alternatively, when individual investments in information are verifiable (as when the traders purchase information from known sources), efficiency in trading can be induced with standard taxes that depend only on the price paid and on the individual volume of trade, whereas efficiency in information acquisition can be controlled separately through an additional tax/subsidy that depends on the amount of information purchased.

## Related literature

The paper is related to several strands of the literature. The first is the literature investigating the sources of inefficiency in the equilibrium usage of information. See, among others, Vives 1988, Angeletos and Pavan 2007, Amador and Weill 2010, Myatt and Wallace 2012, and Vives 2017. Among these works, the closest is Vives 2017 who also studies inefficiency in information aggregation through prices when traders submit demand schedules (see also Kyle 1989, Vives 2011 and Rostek and Weretka 2012 for related models of strategic competition in schedules). That paper, however, confines attention to a market in which (a) the traders' private information is exogenous and (b) the noise in the signals is uncorrelated, thus abstracting from the key issues we investigate in the present paper (namely, how inefficiency in information acquisition relates to inefficiency in trading, and how such inefficiencies can be alleviated through appropriate policy interventions).

The second strand is the literature on information acquisition in markets. See Diamond and Verrecchia 1981 and Verrecchia 1982 for earlier contributions. More recently, Peress 2010 examines the trade-off between risk sharing and information production, whereas Manzano and Vives 2011 study information acquisition in markets with correlated noise, while Kacperczyk, Van Nieuwerburgh, and Veldkamp 2016 study information acquisition in markets with multiple risky assets. Dávila and Parlatore 2019 study the effect of trading costs on information aggregation and acquisition. Mondria, Vives, and L. Yang (2021) study a model where traders have to exert effort (pay attention) to reduce noise in the interpretation of the information content of the price. None of these papers, however, studies inefficiencies in information acquisition and how the latter relate to inefficiencies in trading.<sup>4</sup>In particular, Vives

---

<sup>4</sup>See also the literature on the Grossman-Stiglitz paradox, namely on the (lack of) incentives to acquire information when prices are fully revealing (see Grossman and Stiglitz 1980, and Vives 2014 for a potential resolution of the paradox). Related is also the literature on strategic complementarity/substitutability in information acquisition (see, among others, Ganguli and L. Yang 2009, Hellwig and Veldkamp 2009, Manzano

1988 shows that, in a Cournot economy in which a continuum of privately-informed traders with conditionally independent signals submit market orders, both the decentralized acquisition of information and the equilibrium trades are efficient. In the present paper, we show that the same result extends to economies in which the information collected in equilibrium is subject to correlated noise, provided that the traders are restricted to submitting market orders instead of richer supply/demand functions. When traders submit market orders, neither the pecuniary externality nor the learning externality of conditioning on prices is present and efficiency obtains. Colombo, Femminis, and Pavan 2014 show that efficiency in actions does not imply efficiency in information acquisition when payoffs depend on the dispersion of individual actions around the average action. In the present paper, we consider a setting in which agents compete in schedules and where information is partially aggregated in the equilibrium price. We show that, even in the absence of externalities from the dispersion of individual actions around the mean action, efficiency in information usage does not imply efficiency in information acquisition when the noise in the agents' signals is correlated. As anticipated above, that noise is correlated is important. As shown in Vives 2017, when the noise in the agents' signals is independent across agents, policies that correct inefficiencies in the usage of information induce efficiency in the acquisition of information, despite the (imperfect) aggregation of information made possible by the limit orders. Efficiency in the usage of information also implies efficiency in information acquisition in the macro business-cycle economies considered in Angeletos, Iovino, and La'O 2020. In these economies, prices imperfectly aggregate information, as in our paper, but agents have access to complete markets that fully insure them against any idiosyncratic consumption risk.<sup>5</sup> In contrast, in our economy, markets are incomplete, in the sense that traders cannot insure idiosyncratic consumption risk and instead consume the returns to their own investments; in such economies, policies that correct inefficiencies in the usage of information need not induce efficiency in the collection of information.<sup>6</sup>

The third strand is the recent literature on the impact of technological progress on the collection of information and its usage in financial markets. Farboodi, Matray, and Veldkamp

---

and Vives 2011, Myatt and Wallace 2012, and Pavan and Tirole 2021).

<sup>5</sup>See also Angeletos and Sastry (2019) for the validity of the welfare theorems in complete-market economies with rationally-inattentive agents.

<sup>6</sup>A similar conclusion holds in Colombo, Femminis, and Pavan 2021. That paper considers an economy in which agents can perfectly insure against any idiosyncratic consumption risk, but where production is affected by investment spillovers. They show, among other things, that familiar taxes-subsidies linear in revenues that correct for market power induce efficiency in production but not in the acquisition of information. Instead, more sophisticated Pigouvian taxes where the marginal rates depend on aggregate output can induce efficiency in both the usage and the acquisition of information. That paper, however, abstracts from information aggregation, which is the focus of the present paper.

2018 show that the growth of big data, combined with the size distribution of firms, can lead to a decline in price informativeness for smaller firms. Peress 2005 shows that a declining cost of information collection is outweighed by a parallel decline in the cost of entry to financial markets and the interaction between the two can explain several empirical anomalies. Malikov 2019 shows that falling information costs can actually contribute to a rise in passive investment by reducing the cost of, and therefore the returns to, stock picking. Several papers (see, among others, Azar 2019, Mihet 2018, and Kacperczyk, Nosal, and Stevens 2019) show that technological progress that facilitates the collection of information can lead to increasing levels of inequality. Unlike most of the work in this literature, we focus on the normative implications of technological improvements in the collection of information.

A fourth strand is the literature building on Tobin 1978's proposal to put sand-in-the-wheels on foreign exchange transactions as a way to curb volatility and speculation. Similar interventions have been advocated for financial markets (e.g. Stiglitz 1989 and L. H. Summers and V. P. Summers 1989). High volumes of speculation (particularly in the short-term) and/or "noise trading" are typically assumed to be detrimental to welfare. However, some theoretical work shows that a tax on financial transactions may increase price volatility and lower market depth and welfare (see, among others, Kupiec 1996, Sørensen 2017, and Song and Zhang 2005). Subrahmanyam 1998 and Dow and Rahi 2000 show that a quadratic transaction tax may have ambiguous effects on speculators' profits and on the welfare of other traders. Umlauf 1993, Colliard and Hoffmann 2017, and Deng, Liu, and Wei 2018 document a negative impact of transaction taxes on trading volume and an ambiguous impact of the same taxes on price volatility and market depth. Using transaction data from the Italian Stock Exchange, Cipriani, Guarino, and Uthemann 2019 estimate a model with price elastic informed and noise traders to assess the effects of a transaction tax on informed and noise traders. They find that the tax reduces trading activity and price volatility, but also reduces price informativeness for most stocks. In the present paper, we identify the structure of taxes that induce efficiency in both the usage and the acquisition of information.

Finally, in this paper, we assume that higher investments in information acquisition can reduce the agents' exposure to correlated noise in information. Recent work by Woodford 2012a, Woodford 2012b, and Nimark and Sundaresan 2019 shows that rational inattention can also explain the agents' exposure to correlated noise, and that the equilibrium of a rationally-inattentive economy shares several features with those of an economy in which the agents' use of information is "biased" in the sense of prospect theory. Particularly related in this respect is Frydman and Jin 2020. That paper demonstrates how rational inattention can lead to endogenous bias in valuation, and that the noise in perception is closely linked to the

bias in perception. Our paper shares with this literature the property that investments in information acquisition also affect the agents' exposure to correlated noise, something that, from the perspective of an outside observer, may look like a bias in decision making.

**Organization.** The rest of the paper is organized as follows. Section 2 describes the model. Section 3 compares the equilibrium to the efficient usage of information, identifies the sources of the inefficiency, and shows how certain taxes/subsidies may restore efficiency in trade. Section 4 identifies inefficiencies in information acquisition and discusses possible policy corrections. Section 5 concludes. All proofs are in the Appendix at the end of the document.

## 2 Model

In this section, we describe the trading environment, the equilibrium choice of demand schedules, and the traders' information-acquisition problem.

### 2.1 Trading environment

The market is populated by a continuum of traders, indexed by  $i \in [0, 1]$ , trading a homogenous and perfectly divisible asset. Let  $x_i$  denote the quantity of the asset demanded by trader  $i$  and  $\tilde{x} = \int_0^1 x_i di$  the traders' aggregate demand. Each trader  $i$ 's payoff from purchasing  $x_i$  units of the asset at price  $p$  is given by

$$\pi_i \equiv (\theta - p) x_i - \lambda \frac{x_i^2}{2},$$

where  $\lambda$  is a positive scalar, and where  $\theta \sim N(0, \sigma_\theta^2)$ . The term  $\theta$  proxies for the traders' gross common value from purchasing the asset, whereas the term  $\lambda x_i^2/2$  is a quadratic trading or adjustment cost (or proxy for risk aversion or limits to arbitrage opportunities).<sup>7</sup>

Traders face an exogenous inverse asset supply

$$p = \alpha - u + \beta \tilde{x},$$

where  $\alpha$  and  $\beta$  are positive scalars, and where  $u \sim N(0, \sigma_u^2)$  is an aggregate shock.<sup>8</sup> Such a supply may originate from the combination of various operations of liquidity traders such as pension or index funds trading the asset as part of broader market portfolios, along with the

---

<sup>7</sup>See also Vives 2011 and Rostek and Wernetka 2012 for examples of models with a quadratic adjustment cost.

<sup>8</sup>As usual, the role of this shock is to prevent the price from being fully revealing of the information the traders collectively possess.



operations of large liquidity suppliers such as central banks trading the asset as part of their liquidity programs. The planner believes the costs of such a supply to be equal to

$$(\alpha - u)\tilde{x} + \beta\frac{\tilde{x}^2}{2}.$$

This specification permits us to equivalently interpret the supply of the asset as coming from a “representative supplier” with payoff  $p\tilde{x} - (\alpha - u)\tilde{x} - \beta\frac{\tilde{x}^2}{2}$ . In this case, the term  $\alpha - u$  proxies for the opportunity cost for the representative supplier of unloading the asset, and  $\beta\tilde{x}^2/2$  for a quadratic trading or adjustment cost. Importantly, both the traders and the planner treat such a supply as exogenous to their own operations.

To simplify the derivation of the equilibrium formulas, we assume that the variables  $\theta$  and  $u$  are independently distributed. The results, however, extend to the case where they are imperfectly correlated. For notational purposes, given any Gaussian random variable  $h$  with variance  $\sigma_h^2$ , we denote by  $\tau_h \equiv 1/\sigma_h^2$  the variable’s precision.

## 2.2 Information

The traders do not know  $\theta$ . They privately collect information about  $\theta$  prior to submitting their demand schedules, but also condition the latter on the information that the market-clearing price contains about  $\theta$  (that is, they account for the fact that the equilibrium price imperfectly aggregates the traders’ dispersed information about  $\theta$ ).

Formally, we assume that each trader observes a signal

$$s_i \equiv \theta + \epsilon_i$$

where

$$\epsilon_i \equiv f(y_i)(\eta + e_i)$$

is a combination of idiosyncratic and correlated noise. Precisely, the noise variable  $\eta \sim N(0, \sigma_\eta^2)$  is perfectly correlated among the traders whereas the variables  $e_i \sim N(0, \sigma_e^2)$  are i.i.d. among the traders. The variables  $(\theta, u, \eta, (e_i)_{i \in [0,1]})$  are jointly independent. The exposure of trader  $i$  to the noise variables  $(\eta, e_i)$  is a decreasing function  $f$  of trader  $i$ ’s effort  $y_i \in \mathbb{R}_+$ . Depending on the context,  $y_i$  can be interpreted either as the amount of information acquired by the individual, or by the attention allocated to exogenous sources of information. The cost of  $y_i$  is given by a differentiable function  $\mathcal{C}(y_i)$ , with  $\mathcal{C}'(y_i), \mathcal{C}''(y_i) > 0$  for all  $y_i > 0$ .

The idea behind the above information structure is that traders learn from a variety of information sources differing in their noises and in the extent to which such noises are corre-

lated among the traders.<sup>9</sup> To maintain the analysis simple, we assume that the information received from such sources is summarized in a uni-dimensional statistics and that the marginal effect of effort on the reduction of the influence of both noises is the same, with the function  $f$  taking the form  $f(y) = y^{-1/2}$ . Such an assumption allows us to express the precision of the combined noise term  $\epsilon$  as

$$\tau_\epsilon(y) \equiv \frac{y\tau_e\tau_\eta}{\tau_e + \tau_\eta}. \quad (1)$$

The analysis below is facilitated by the uni-dimensionality of the traders' information-acquisition strategies. However, the key insights extend to richer specifications in which  $y_i = (y_i^\eta, y_i^\epsilon)$ , with  $y_i^\eta$  and  $y_i^\epsilon$  parametrizing the traders' exposure to common and idiosyncratic noise, respectively.

### 2.3 Timing

At  $t = 0$ , the traders simultaneously make their information-acquisition decisions  $(y_i)_{i \in [0,1]}$ . At  $t = 1$ , the traders observe their private signals  $(s_i)_{i \in [0,1]}$ . At  $t = 2$ , the traders simultaneously submit their demand schedules. At  $t = 3$ , the market clears, the equilibrium price is determined, the equilibrium trades are implemented, and payoffs are realized.

### 2.4 Demand schedules

Given the private information  $I_i = (y_i, s_i)$ , trader  $i$ 's demand schedule maximizes, for each price  $p$ , the trader's expected payoff

$$\mathbb{E} \left[ (\theta - p) x_i - \lambda \frac{x_i^2}{2} \mid I_i, p \right]$$

taking into account how the price  $p$  co-moves with the traders' fundamental value  $\theta$ , the supply shock  $u$ , and the common noise  $\eta$  in the traders' information. The solution to this problem is the demand schedule given by

$$X(p; I_i) = \frac{1}{\lambda} (\mathbb{E}[\theta \mid I_i, p] - p) \quad (2)$$

where  $\mathbb{E}[\theta \mid I_i, p]$  denotes the trader's expectation of  $\theta$  given the quality of the trader's information, as proxied by  $y_i$ , the realization  $s_i$  of the trader's private signal, and the price  $p$ .<sup>10</sup>

---

<sup>9</sup>The correlation in the noise may in turn reflect error at the "source" level as, e.g., in Myatt and Wallace 2012.

<sup>10</sup>Our linear-quadratic model is close to the standard CARA-Normal one, except for the fact that, in the latter, the denominator of the asset demand is the product of the traders' constant risk aversion coefficient and the conditional variance of the asset value.

## 2.5 Information acquisition

At  $t = 0$ , each trader  $i \in [0, 1]$  selects  $y_i$  to maximize the expected profit

$$\mathbb{E} \left[ \left( \theta - p - \frac{\lambda}{2} X(p; I_i) \right) X(p; I_i) | y_i \right] - \mathcal{C}(y_i)$$

where the expectation is over  $(s_i, \theta, p)$ , given  $y_i$ . Following the pertinent literature, we focus on equilibria and on team-efficient allocations (defined below) in which the market-clearing price  $p$  is an affine function of all aggregate variables  $(\theta, u, \eta)$ , and where all agents acquire information of the same quality (equivalently, pay the same attention to all relevant sources), and follow the same rule to map their information into the demand schedules.

## 3 Inefficiency in trading

Fixing the precision of the traders' private information  $\tau_\epsilon$  (equivalently, their information acquisition activity  $y_i = y$ , all  $i$ ), we start by solving for the traders' equilibrium demand schedules. We then compare the equilibrium demand schedules to their efficient counterparts (equivalently, to the decentralized efficient use of information), and discuss the nature of the inefficiency in the usage of information, and possible policies alleviating the inefficiency.

### 3.1 Equilibrium usage of information

In any symmetric equilibrium in which the price is an affine function of  $(\theta, u, \eta)$ , each trader's demand schedule is an affine function of her private signal  $s_i$  and the price  $p$ . That is,<sup>11</sup>

$$x_i = X(p; I_i) = a^* s_i + \hat{b}^* - \hat{c}^* p$$

for some scalars  $(a^*, \hat{b}^*, \hat{c}^*)$  that depend on the exogenous parameters of the model, as well as on the quality  $y_i = y$  of the agents' information. Aggregating across traders, we then have that the aggregate demand is equal to

$$\tilde{x} = \int x_i di = a^*(\theta + f(y)\eta) + \hat{b}^* - \hat{c}^* p.$$

---

<sup>11</sup>The reason why we denote the sensitivity  $\hat{c}^*$  of the equilibrium demand schedules to the price and the constant term  $\hat{b}^*$  in the equilibrium demand schedules with the  $\hat{\phantom{a}}$  symbol is that, in the Appendix, we use the notation  $(a, b, c)$  to denote the sensitivity of the induced trades (the volume of the asset purchased/sold by each trader) to the traders' private information and the endogenous signal contained in the equilibrium price. We do not use  $\hat{\phantom{a}}$  for the sensitivity  $a^*$  of the equilibrium demand schedules to the traders' private information  $s_i$  because that sensitivity is the same no matter whether one looks at the submitted demand schedules or the at the induced trades.

As usual, the idiosyncratic errors in the traders' signals wash out in the aggregate demand.<sup>12</sup> However, the agents' information-acquisition activity (parametrized by  $y$ ) impacts the aggregate demand through its effect on the traders' exposure to common noise  $\eta$ . This property has important implications for the positive and normative results we discuss below. Combining the above expression with the inverse aggregate supply function  $p = \alpha - u + \beta\tilde{x}$ , we then have that the equilibrium price must satisfy

$$p = \frac{1}{1 + \beta\hat{c}^*} \left( \alpha - u + \beta\hat{b}^* + \beta a^*(\theta + f(y)\eta) \right) = \frac{\alpha + \beta\hat{b}^*}{1 + \beta\hat{c}^*} + \frac{\beta a^*}{1 + \beta\hat{c}^*} z, \quad (3)$$

where

$$z = \theta + f(y)\eta - \frac{u}{\beta a^*}. \quad (4)$$

The information about  $\theta$  contained in the market-clearing price is thus the same as the one contained in the endogenous public signal

$$z = \theta + \omega,$$

where

$$\omega \equiv f(y)\eta - \frac{u}{\beta a^*}$$

is a combination of the common noise  $\eta$  in the traders' information and the shock  $u$  to the supply schedule.

Note that, fixing  $y$ , given the sensitivity  $a^*$  of the traders' demand schedules to their private information  $s_i$ , the precision of the noise  $\omega$  in the endogenous signal  $z$  contained in the price is equal to  $\tau_\omega(a^*)$ , with the function  $\tau_\omega(a)$  given by<sup>13</sup>

$$\tau_\omega(a) \equiv \frac{\beta^2 a^2 y \tau_u \tau_\eta}{\beta^2 a^2 \tau_u + y \tau_\eta}. \quad (5)$$

When the price takes the form in (3), the conditional expectation of  $\theta$  given  $s_i$  and  $p$  is given by

$$\mathbb{E}[\theta | s_i, p] = \mathbb{E}[\theta | s_i, z] = \gamma_1(\tau_\omega(a^*)) s_i + \gamma_2(\tau_\omega(a^*)) z \quad (6)$$

where, for any  $\tau_\omega$ , the functions  $\gamma_1$  and  $\gamma_2$  are given by<sup>14</sup>

$$\gamma_1(\tau_\omega) \equiv \frac{\tau_\epsilon y \tau_\eta (y \tau_\eta - \tau_\omega)}{y^2 \tau_\eta^2 (\tau_\omega + \tau_\epsilon + \tau_\theta) - \tau_\omega \tau_\epsilon (\tau_\theta + 2y \tau_\eta)} \quad (7)$$

<sup>12</sup>This is because we make the convention that the analog of the strong law of large numbers holds for a continuum of independent random variables with uniformly bounded variances. The last property holds as long as the  $y_i$ 's have a common lower bound strictly larger than 0.

<sup>13</sup>Because  $y$  is held fixed, to alleviate the notation, we drop the dependence of  $\tau_\omega$  on  $y$  and emphasize only its dependence on  $a$ .

<sup>14</sup>Again, we drop the dependence of  $\gamma_1$  and  $\gamma_2$  on  $y$  (and all other relevant parameters) to ease the notation, and only emphasize the dependence of these functions on the precision  $\tau_\omega$  of the endogenous signal  $z$  contained in the market-clearing price.

and

$$\gamma_2(\tau_\omega) \equiv \frac{\tau_\omega y \tau_\eta (y \tau_\eta - \tau_\epsilon)}{y^2 \tau_\eta^2 (\tau_\omega + \tau_\epsilon + \tau_\theta) - \tau_\omega \tau_\epsilon (\tau_\theta + 2y \tau_\eta)}. \quad (8)$$

That is, each trader's expectation of  $\theta$  is a weighted average of her private signal,  $s_i$ , and the endogenous public signal contained in the price,  $z$ . Note that, in the expressions above and throughout the rest of the section, we also dropped the dependence of the precision  $\tau_\epsilon(y)$  on  $y$  to ease the exposition. Using (2) and (6), we then have that the coefficients  $(a^*, \hat{b}^*, \hat{c}^*)$  in the affine strategy describing the equilibrium demand schedules satisfy

$$a^* = \frac{1}{\lambda} \frac{\tau_\epsilon y \tau_\eta (y \tau_\eta - \tau_\omega(a^*))}{y^2 \tau_\eta^2 (\tau_\omega(a^*) + \tau_\epsilon + \tau_\theta) - \tau_\omega(a^*) \tau_\epsilon (\tau_\theta + 2y \tau_\eta)}, \quad (9)$$

$\hat{c}^* = \hat{C}(a^*)$ , and  $\hat{b}^* = \hat{B}(a^*)$ , where, for any  $a$ , the functions  $\hat{C}$  and  $\hat{B}$  are given by

$$\hat{C}(a) \equiv - \frac{\left(1 - \lambda a \frac{\tau_\theta + y \tau_\eta}{y \tau_\eta}\right) \frac{\tau_\omega(a)}{\tau_\omega(a) + \tau_\theta} - \beta a}{\beta(\beta + \lambda)a + \beta \left[\left(1 - \lambda a \frac{\tau_\theta + y \tau_\eta}{y \tau_\eta}\right) \frac{\tau_\omega(a)}{\tau_\omega(a) + \tau_\theta} - \beta a\right]}, \quad (10)$$

and

$$\hat{B}(a) \equiv \frac{\alpha}{\beta + \lambda} \left(\lambda \hat{C}(a) - 1\right). \quad (11)$$

We then have the following result:

**Proposition 1.** *Suppose  $y_i = y$  for all  $i$ , with  $y$  fixed exogenously. There exists a unique symmetric equilibrium. The sensitivity of the traders' equilibrium demand schedules to their private information,  $a^*$ , is given by the unique real root to equation (9) and is such that  $0 < a^* < \frac{1}{\lambda}$ . Given  $a^*$ , the equilibrium values of the other two parameters  $\hat{c}^*$  and  $\hat{b}^*$  defining the equilibrium demand schedules are given by the functions (10) and (11).*

Fixing the quality of the traders' private information  $y$ , the equilibrium demand schedules thus solve a familiar fixed-point problem in which (1) the traders correctly account for the information contained in the market-clearing price, and (2) the latter is consistent with the submitted demand schedules. As anticipated above, the novelty relative to previous work is the presence of common noise in the traders' information,  $\eta$ , which is reflected in both the aggregate demand schedule and the market-clearing price.

### 3.2 Efficient usage of information

We now isolate the inefficiencies in the submitted limit orders, by focusing again on the case in which the precision of the traders' private information is exogeneous.

### 3.2.1 Welfare losses

Ex-post total welfare is given by

$$W \equiv \int_0^1 \left( \theta x_i - \frac{\lambda}{2} x_i^2 \right) di - \left( \alpha - u + \beta \frac{\tilde{x}}{2} \right) \tilde{x}.$$

The integral term is the total gross payoff that the traders derive from purchasing the asset. The remaining term is the supply cost. The payoffs are net of the expenses used to purchase the asset which are a zero-sum transfer between the traders and the relevant asset suppliers. It is easy to see that, under complete information, the trades that maximize total surplus are given by  $x_i = x^o$  for all  $i$ , with<sup>15</sup>

$$x^o \equiv \frac{\theta + u - \alpha}{\beta + \lambda}. \quad (12)$$

Under the first-best allocation, ex-post total welfare is then given by

$$W^o \equiv \left( \theta - \frac{\lambda}{2} x^o \right) x^o - \left( \alpha - u + \beta \frac{x^o}{2} \right) x^o = \left( \theta + u - \alpha - \frac{\beta + \lambda}{2} x^o \right) x^o.$$

Next, let

$$WL \equiv \mathbb{E}[W^o] - \mathbb{E}[W]$$

denote the ex-ante expected welfare losses that arise when the traders purchase the asset in a quantity different from the first-best level, due to imperfect information. Under any strategy profile for the agents in which  $X(p; I_i)$  is affine in  $s_i$  and  $p$ , the welfare losses can be expressed as follows (the derivations are in the Appendix):

$$WL = \frac{(\beta + \lambda)\mathbb{E}[(\tilde{x} - x^o)^2] + \lambda\mathbb{E}[(x_i - \tilde{x})^2]}{2}. \quad (13)$$

The term  $\mathbb{E}[(\tilde{x} - x^o)^2]$  captures the losses due to the discrepancy between the aggregate level of trade  $\tilde{x}$  and its first-best counterpart,  $x^o$ . The term  $\mathbb{E}[(x_i - \tilde{x})^2]$ , instead, captures the losses due to the dispersion of the individual trades around the average level.

### 3.2.2 Team problem

Consistently with the rest of the literature (see, among others, Vives 1988, Angeletos and Pavan 2007, Amador and Weill 2012, Myatt and Wallace 2012, and Vives 2017), we define the efficient use of information as the traders' strategy (that is, the collection of demand schedules) that minimizes the ex-ante welfare losses, subject to the constraint that the traders' demand schedules (equivalently, the induced trades) be affine in the private signal and the price. While the welfare definition accounts for the costs of supplying the asset, the solution to the team problem naturally respects the exogeneity of the asset supply. This permits us to isolate

---

<sup>15</sup>See the Appendix for the derivation.

the inefficiencies that originate in the traders' usage of information. Accordingly,  $(a^T, \hat{b}^T, \hat{c}^T)$  identifies the efficient use of information if, and only if, whenever all traders submit the demand schedules  $x_i = a^T s_i + \hat{b}^T - \hat{c}^T p$ , the welfare losses are as small as under any other affine schedule  $x_i = a' s_i + \hat{b}' - \hat{c}' p$ .<sup>16</sup>

**Lemma 1.** *For any sensitivity  $a$  of the demand schedules to the traders' private information, the values of  $\hat{c}$  and  $\hat{b}$  in the demand schedules that minimize the welfare losses are given by the same functions (10) and (11) that define the equilibrium usage of information.*

Using Lemma 1, we can express the welfare losses as a function of  $a$  and the precision

$$\tau_\omega(a) \equiv \frac{\beta^2 a^2 y \tau_\eta \tau_u}{\beta^2 a^2 \tau_u + y \tau_\eta}.$$

of the endogenous signal  $z$  contained in the market-clearing price as follows (see the Appendix for the formal proof):<sup>17</sup>

$$\begin{aligned} WL(a, \tau_\omega(a)) &= \frac{\left[ \left( 1 - \lambda a - \lambda a \frac{\tau_\theta}{y \tau_\eta} \right) \frac{\tau_\omega(a)}{\tau_\omega(a) + \tau_\theta} \right]^2}{2(\beta + \lambda) \tau_\omega(a)} + \frac{\lambda^2 a^2}{2(\beta + \lambda) y \tau_\eta} + \frac{\lambda a \left( 1 - \lambda a - \lambda a \frac{\tau_\theta}{y \tau_\eta} \right) \frac{\tau_\omega(a)}{\tau_\omega(a) + \tau_\theta}}{(\beta + \lambda) y \tau_\eta} \\ &+ \frac{\left[ 1 - \lambda a - \left( 1 - \lambda a - \lambda a \frac{\tau_\theta}{y \tau_\eta} \right) \frac{\tau_\omega(a)}{\tau_\omega(a) + \tau_\theta} \right]^2}{2(\beta + \lambda) \tau_\theta} + \frac{\lambda a^2}{2y \tau_e}. \end{aligned} \quad (14)$$

The term  $\lambda a^2 / y \tau_e$  in (14) represents the welfare losses due to the dispersion of individual trades around the average trade. The other terms represent the losses due to the volatility of the aggregate volume of trade around its first-best level. Both losses are computed under the optimal choice of  $\hat{c}$  and  $\hat{b}$ , using the result in Lemma 1.

The efficient level of  $a$ , which we denote by  $a^T$ , is thus the value of  $a$  that minimizes  $WL(a, \tau_\omega(a))$ . Now let

$$\Delta(a) \equiv - \frac{\tau_\epsilon \beta^2 y^4 \tau_\eta^4 \tau_u \left( 1 - \lambda a - \lambda a \frac{\tau_\theta}{y \tau_\eta} \right)^2}{\lambda^2 (\beta^2 a^2 \tau_u + y \tau_\eta)^2 (\tau_\omega(a) + \tau_\theta)}$$

and

$$\Xi(a) \equiv \frac{y \tau_\epsilon \tau_\eta^2 \beta (\tau_\omega(a) + \tau_\theta)}{\lambda \tau_e}.$$

We then have the following result:

**Proposition 2.** *Suppose that  $y_i = y$  for all  $i$ , with  $y$  fixed exogenously. The team problem has a unique solution. The efficient sensitivity  $a^T$  of the traders' demand schedules to their*

<sup>16</sup>Again, we use the symbol  $\hat{\cdot}$  to distinguish the efficient demand schedules from the efficient trades.

<sup>17</sup>Note that, given  $(a, \tau_\theta, \tau_\eta, y, \tau_e)$ ,  $\tau_u$  affects  $WL$  only through its effect on  $\tau_\omega(a)$ . Hence, holding  $(a, \tau_\theta, \tau_\eta, y, \tau_e)$  fixed, changes in  $\tau_\omega(a)$  can be thought of as originating in changes in  $\tau_u$ .

private information is implicitly given by

$$a^T = \frac{1}{\lambda y^2 \tau_\eta^2} \frac{\tau_\epsilon y \tau_\eta (y \tau_\eta - \tau_\omega(a^T))}{(\tau_\omega(a^T) + \tau_\epsilon + \tau_\theta) - \tau_\omega(a^T) \tau_\epsilon (\tau_\theta + 2y \tau_\eta) + \Xi(a^T) + \Delta(a^T)} \quad (15)$$

and is such that  $0 < a^T < \frac{1}{\lambda}$ . Given  $a^T$ , the other two parameters defining the efficient demand schedules,  $\hat{c}^T$  and  $\hat{b}^T$ , are given by the same functions in (10) and (11) that describe the corresponding coefficients under the equilibrium usage of information.

When, for any  $a$ ,  $b$  and  $c$  are set optimally, the welfare losses  $WL(a, \tau_\omega(a))$  are a convex function of  $a$  reaching a minimum at  $a = a^T$ , with  $0 < a^T < \frac{1}{\lambda}$ . Note that the equation (15) that determines the value of  $a^T$  differs from the one in (9) yielding the equilibrium value of  $a^*$  only by the two terms  $\Xi(a)$  and  $\Delta(a)$  in the denominator of the right-hand side of (15). The first term,  $\Xi(a)$ , is a *pecuniary externality* that arises because the traders do not internalize that their demand schedules impact the co-movement between the market-clearing price and the aggregate shocks  $(u, \theta, \eta)$ , which, in turn, impacts the way the equilibrium trades co-move with these variables, the volatility of the aggregate volume of trade, and ultimately the other traders' payoffs and the various costs associated with the supply of the asset.<sup>18</sup> Importantly, the pecuniary externality is independent of the informational content of the price. The term  $\Xi(a)$  is always positive, thus contributing to an over-reaction of the equilibrium trades to private information. Essentially, traders respond strongly to their private information because they don't internalize the aggregate price movements that follow. The social planner, instead, internalizes such movements and requests that traders respond less to their private information.

The second term,  $\Delta(a)$ , is essentially a scaling of

$$\frac{\partial WL(a, \tau_\omega(a))}{\partial \tau_\omega(a)} \frac{\partial \tau_\omega(a)}{\partial a}.$$

Therefore, this term can be thought of as a proxy for the *information externality* that originates in the fact that traders do not internalize how their demand schedules impact the informativeness of the equilibrium price and hence the possibility for other traders to use the latter to respond to the relevant shocks. This term is always negative thus contributing to under-reaction of the equilibrium demand schedules to private information. Essentially, traders do not consider that responding more to their private information leads to a more informative price and hence to more efficient trades. The social planner, instead, internalizes this effect and asks that the traders respond more to their private information.

The above two externalities in turn reflect the two fundamental roles played by prices in

---

<sup>18</sup>The market incompleteness responsible for such an externality is the impossibility to insure against idiosyncratic variations in ex-post consumption due to variations in the returns to the asset purchases originating in dispersed information.



financial markets: as a proxy for the cost of trading, and as a source of information about the relevant payoffs, as we will discuss in Subsection 3.2.4.

### 3.2.3 Fictitious environment

To shed more light on the role of the above externalities, it is useful to consider a *fictitious environment* in which traders are naive in that they do not recognize the information contained in the market-clearing price. Such a benchmark is similar in spirit to the (fully) cursed equilibrium of Eyster and Rabin 2005. The reason for considering such an environment is that, by shutting down the familiar information externality mentioned above, it permits us to isolate the novel role played by the less familiar pecuniary externality in the equilibrium usage of information. To facilitate the comparison to the true economy, assume that, in this fictitious environment, each trader, in addition to receiving the private signal

$$s_i = \theta + \underbrace{f(y)\eta + f(y)e_i}_{\equiv \epsilon_i}$$

as in the baseline model, also observes an exogenous public signal

$$z = \theta + \underbrace{f(y)\eta}_{\equiv \zeta} + \chi$$

whose structure is the same as the one of the endogenous public signal contained in the market-clearing price, but with the endogenous noise  $-u/\beta a$  replaced by the exogenous one  $\chi$ , with the latter drawn from a Normal distribution with mean zero and variance  $\tau_\chi^{-1}$  independently of all other variables (this shock is the same for all traders).

As we show in the Appendix, in the cursed equilibrium of this fictitious economy, traders submit affine demand schedules  $x_i = a_{exo}^* s_i + \hat{b}_{exo}^* + \hat{c}_{exo}^* z - \hat{d}_{exo}^* p$ , where the sensitivity of the traders' demands to their private information is given by

$$a_{exo}^* = \frac{1}{\lambda} \frac{\tau_\epsilon y \tau_\eta (y \tau_\eta - \tau_\zeta)}{y^2 \tau_\eta^2 (\tau_\zeta + \tau_\epsilon + \tau_\theta) - \tau_\zeta \tau_\epsilon (\tau_\theta + 2y \tau_\eta)}. \quad (16)$$

Note that the formula in (16) is similar to the one in (9) in the baseline economy, except for the fact that the precision  $\tau_\omega(a)$  of the endogenous public signal contained in the market-clearing price is replaced by the precision  $\tau_\zeta$  of the exogenous public signal about  $\theta$ .

Now suppose that, in this fictitious economy, the planner can select  $a$  but, given the latter, is constrained to choose  $(\hat{b}, \hat{c}, \hat{d})$  to maintain the same relationship between  $a_{exo}^*$  and  $(\hat{b}_{exo}^*, \hat{c}_{exo}^*, \hat{d}_{exo}^*)$  as in the cursed equilibrium.<sup>19</sup> The level of  $a$  that maximizes ex-ante welfare

<sup>19</sup>Whereas, in the baseline economy, choosing  $\hat{b}^T$  and  $\hat{c}^T$  to satisfy the same relationship between  $a^*$  and  $(\hat{b}^*, \hat{c}^*)$  as in equilibrium is without loss of optimality for the planner (see Lemma 1 above), in the fictitious economy, this need not be true. However, imposing the restriction permits us to isolate the relevant effects. It

is then equal to

$$a_{exo}^T = \frac{1}{\lambda} \frac{\tau_\epsilon y \tau_\eta (y \tau_\eta - \tau_\zeta)}{y^2 \tau_\eta^2 (\tau_\zeta + \tau_\epsilon + \tau_\theta) - \tau_\zeta \tau_\epsilon (\tau_\theta + 2y \tau_\eta) + \frac{y \tau_\epsilon \tau_\eta^2 \beta (\tau_\zeta + \tau_\theta)}{\lambda \tau_\epsilon}}. \quad (17)$$

Again, the formula for  $a_{exo}^T$  is similar to the one for  $a^T$  in the baseline model, except for the fact that  $\tau_\omega(a)$  is replaced by  $\tau_\zeta$  and the term  $\Delta(a)$  in the denominator of the expression giving the socially-optimal level of  $a$  in the baseline model is equal to zero, reflecting the fact that the agents do not learn from the price. Note that  $y \tau_\epsilon \tau_\eta^2 \beta (\tau_\zeta + \tau_\theta) / \lambda \tau_\epsilon$  has exactly the same form as the pecuniary externality  $\Xi(a)$  in the baseline model. Hence, in this fictitious economy, the cursed-equilibrium demand schedules unambiguously feature an excessively high sensitivity to private information relative to the solution to the planner's problem:  $a_{exo}^* > a_{exo}^T$ . Furthermore, when the precision of the exogenous public signal in the cursed economy is the same as the precision of the endogenous public signal under the solution to the planner's problem in the baseline model (that is, when  $\tau_\zeta = \tau_\omega(a^T)$ ), the values of  $a^T$  and  $a_{exo}^T$  are easily comparable and  $a_{exo}^T$  coincides with the solution to the equation  $\partial WL(a^T, \tau_\omega(a^T)) / \partial a = 0$ .

Relative to the solution to the planner's problem in the cursed economy, the planner in the true, baseline, economy recognizes the value of increasing the precision of the information contained in the market-clearing price and thus demands that traders increase the sensitivity of their demand schedules to their private information ( $a^T > a_{exo}^T$ ).

### 3.2.4 Sign of externalities and slope of demand curves

We now return to the economy in which both the traders and the planner account for the information contained in the market-clearing price. Whether the sensitivity of the equilibrium demand schedules to the traders' private information is excessively high or low (compared to the efficient level  $a^T$ ) then depends on which of the two externalities described above prevails. Comparing (9) with (15), we have that the sign of  $a^* - a^T$  equals the sign of  $\Xi(a^T) + \Delta(a^T)$ . When  $\Xi(a^T) + \Delta(a^T) = 0$ , the two externalities cancel each other out, the submitted schedules are inelastic (i.e.,  $\hat{c}^T = 0$ ) and  $a^* = a^T$  (see Lemma 2 in the Appendix). When  $\Xi(a^T) + \Delta(a^T) > 0$ , the pecuniary externality dominates,  $\hat{c}^T > 0$  (the efficient demand schedules are downward sloping) and the equilibrium schedules feature an excessive response to the traders's private information. When, instead,  $\Xi(a^T) + \Delta(a^T) < 0$ , the information externality dominates,  $\hat{c}^T < 0$  (the efficient demand schedules are upward sloping) and the

---

is also possible to show that, given  $a$ , a planner who expects  $p$  to be orthogonal to  $(\theta, \eta)$ , as do the traders in the cursed economy, optimally chooses  $(\hat{b}, \hat{c}, \hat{d})$  to satisfy the same relationship between these coefficients and  $a$  as in the cursed equilibrium (the proof is available upon request).

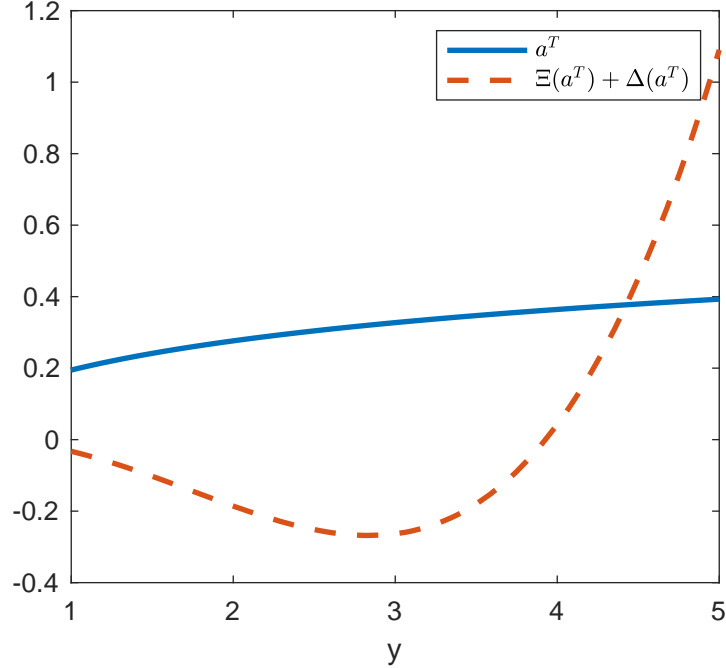


Figure 1: The blue solid line corresponds to  $a^T$  whereas the orange dashed line represents the sum of the two externalities  $\Delta(a^T) + \Xi(a^T)$ . The parameter values used for this simulation are  $\lambda = \beta = \tau_e = \tau_\eta = \tau_\theta = 1$ ,  $\tau_u = 30$ , and  $1 \leq y \leq 5$ .

equilibrium response to private information is insufficiently low.

It is worth noting that if the traders were restricted to submitting market orders (like in a Cournot model), then the usage of information would be efficient since the two externalities would not be present (See Subsection 7 for a formal proof of this result).

Using simulations, it is possible to nail down the effect of variations in the quality  $y$  of the traders' private information on the two externalities and on the slope of the efficient demand schedules. Figure 1 depicts the sensitivity of the traders' efficient demand schedules to their private information  $a^T$  (solid blue curve) as well as the sum of the two externalities  $\Xi(a^T) + \Delta(a^T)$  (dashed orange curve), as a function of the quality  $y$  of the traders' private information.

As  $y$  increases, the efficient response  $a^T$  to the traders' private information increases, reflecting the higher value of responding to more accurate private information. Furthermore, because both  $\Xi$  and  $\Delta$  increase with  $a^T$ , a higher  $y$  contributes to a higher value of  $\Xi(a^T) + \Delta(a^T)$  via the indirect effect that  $y$  has on the two externalities through  $a^T$ . In addition, holding  $a^T$  fixed, we have that  $y$  has a direct effect on both  $\Xi(a^T)$  and  $\Delta(a^T)$ . Whereas  $\Xi(a^T)$  is increasing in  $y$ ,  $\Delta(a^T)$  is decreasing. Combining the direct with the indirect effects, we then

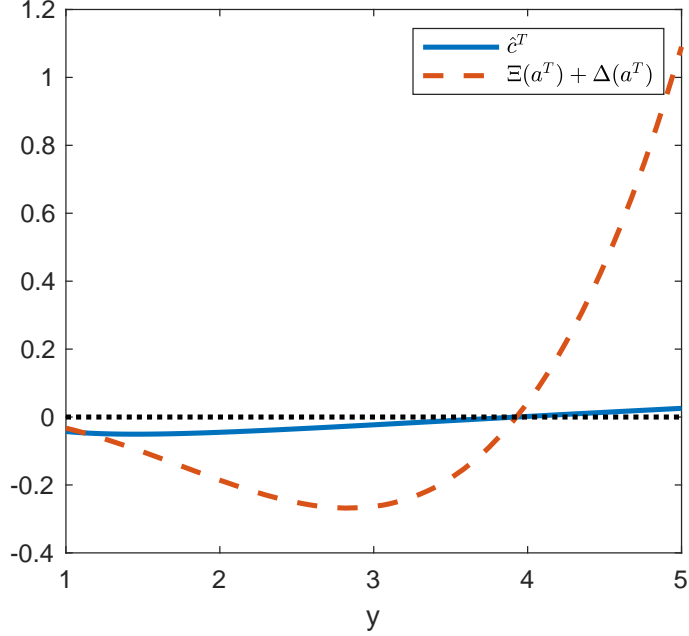


Figure 2: The blue solid line corresponds to  $\hat{c}^T$  whereas the orange dashed line represents the sum of the two externalities  $\Delta(a^T) + \Xi(a^T)$ . The two curves switch signs for the same value of  $y$ . The parameter values used for this simulation are  $\lambda = \beta = \tau_e = \tau_\eta = \tau_\theta = 1$ ,  $\tau_u = 30$ , and  $1 \leq y \leq 5$ .

have that  $\Xi(a^T)$  unambiguously increases with  $y$ , whereas  $\Delta(a^T)$  is non-monotonic in  $y$ . For small values of  $y$ , the sum of the two externalities is negative and decreasing in  $y$ , whereas, for sufficiently high values of  $y$ , the sum of the two externalities is positive and increasing in  $y$ , as can be seen from Figure 1.

Next, we turn to the relationship between the two externalities and the slope of the efficient demand schedules,  $\hat{c}^T$ . Figure 2 depicts the sensitivity  $\hat{c}^T$  of the efficient demand schedules to the price (the solid blue curve) along with the sum of the two externalities  $\Delta(a^T) + \Xi(a^T)$  (the orange dashed curve), as a function of the quality  $y$  of the traders' private information. The two curves switch sign for the same value of  $y$ . As explained above, when the traders possess high-quality private information (high values of  $y$ ), the marginal value of generating additional information through the price is low and the pecuniary externality dominates over the information externality, so that  $\Xi(a^T) + \Delta(a^T)$  is positive and increasing in  $y$ . In this case,  $\hat{c}^T$  is positive meaning that the efficient demand schedules are downwards sloping, as they would be in an economy in which the fundamental value of the asset  $\theta$  is known to the traders. When, instead, the traders possess low quality private information, the information externality dominates over the pecuniary externality so that  $\Xi(a^T) + \Delta(a^T)$  is negative and first decreasing

and then increasing in  $y$ . In this case,  $\hat{c}^T$  is negative meaning that the efficient demand schedules are downwards sloping, reflecting the high sensitivity of the traders' estimates of the fundamental value of the asset  $\theta$  to the price, relatively to the sensitivity of the same estimates to their private information.

We conclude this subsection by highlighting the role that the common noise  $\eta$  in the traders' private information plays for the sign and magnitude of the two externalities identified above. Unsurprisingly, both  $a^*$  and  $a^T$  are increasing in  $\tau_\eta$  reflecting the fact that responding to private information is more valuable (both for the traders and for the planner) when it is less affected by correlated noise and hence more precise. Similarly, holding  $a$  fixed, the precision  $\tau_\omega(a)$  of the endogenous signal  $z$  contained in the market-clearing price naturally increases with  $\tau_\eta$ , reflecting the fact that the noise in the traders' signals becomes less correlated when  $\tau_\eta$  increases and, as a result, washes out more at the aggregate level, making the price more informative, for given demand schedules. Furthermore, fixing  $a^T$ , the absolute value of both  $\Xi(a^T)$  and  $\Delta(a^T)$  increases with  $\tau_\eta$ , reflecting the larger role that either externality plays when the noise in private signals is less correlated. However, whereas the pecuniary externality  $\Xi(a^T)$  increases with  $\tau_\eta$ , the information externality  $\Delta(a^T)$  decreases with it. Combining all of the above effects, we then have that the sum of the two externalities  $\Xi(a^T) + \Delta(a^T)$  can be non-monotonic in  $\tau_\eta$ , depending on the other parameters' values.

### 3.3 Policies inducing efficient trading

Next, we discuss policies that correct the inefficiencies in the usage of information identified in the previous subsections, once again holding fixed the quality of the traders' information  $y$  for the time being.

**Proposition 3.** *Suppose that  $y_i = y$  for all  $i$ , with  $y$  fixed exogenously. The efficient use of information can be implemented with a policy that charges the traders a total tax bill equal to  $T(x_i, p) = \frac{\delta}{2}x_i^2 - t_0x_i + t_ppx_i$ , where*

$$\delta = \frac{\lambda (\Xi(a^T) + \Delta(a^T))}{y^2\tau_\eta^2(\tau_\omega(a^T) + \tau_\epsilon + \tau_\theta) - \tau_\omega(a^T)\tau_\epsilon(\tau_\theta + 2y\tau_\eta)},$$

$$t_p = \frac{\gamma_2(\tau_\omega(a^T)) - \frac{\lambda+\delta+\beta}{\beta+\lambda} \left[ \left(1 - \lambda a^T - \lambda a^T \frac{\tau_\theta}{y\tau_\eta}\right) \frac{\tau_\omega(a^T)}{\tau_\omega(a^T)+\tau_\theta} - \beta a^T \right] - \beta a^T}{\frac{\beta}{\beta+\lambda} \left[ \left(1 - \lambda a^T - \lambda a^T \frac{\tau_\theta}{y\tau_\eta}\right) \frac{\tau_\omega(a^T)}{\tau_\omega(a^T)+\tau_\theta} - \beta a^T \right] + \beta a^T},$$

and

$$t_0 = (1 + t_p)\alpha - \frac{\alpha(\lambda + \delta + (1 + t_p)\beta)}{\beta + \lambda}.$$

The efficient use of information can thus be induced through a combination of a linear-quadratic tax  $\frac{\delta}{2}x_i^2 - t_0x_i$  on the individual volume of trade (equivalently on the quantity of the asset purchased), along with a (more familiar) linear ad-valorem tax  $t_p px_i$ . The role of  $\delta$  is to manipulate the traders' adjustment cost (from  $\lambda$  to  $\lambda + \delta$ ). This manipulation suffices to induce the traders to submit demand schedules whose sensitivity to their exogenous private information is equal to the efficient level  $a^T$ . The role of the linear ad-valorem tax is to guarantee that, once the sensitivity  $a$  coincides with the efficient level  $a^T$ , the sensitivity  $c$  of the equilibrium demand schedules to the price coincides with the efficient level  $\hat{c}^T$ . In the absence of such a correction, the traders fail to submit the efficient demand schedules, even if they respond efficiently to their private information. Finally, the role of the linear tax  $t_0x_i$  on the individual volume of trade is to guarantee that the fixed part  $b$  of the demand schedule also coincides with its efficient counterpart  $\hat{b}^T$ .

The tax scheme of Proposition 3 induces the traders to submit the efficient limit orders. In principle, such a scheme is simple to implement, as it only requires conditioning taxes on variables (price and individual volume of trade) that are easy to observe. However, the scheme requires a non-linear dependence of the total tax bill on the quantity purchased and such non-linearities, while conceptually straight-forward, are sometimes perceived as difficult to implement on political grounds. When this is the case, a planner who is restricted to simpler linear ad-valorem taxes such as those often discussed in the policy debate can still improve upon the laissez-faire economy by choosing optimally  $t_p$ . The optimal value, in this case, differs from the one in Proposition 3 as the planner must account for the effects that such simple taxes have on the sensitivity of the equilibrium trades not only to private information but also to the price of the traded asset.

## 4 Inefficiency in information acquisition and policy corrections

We now investigate how inefficiencies in information acquisition relate to the inefficiencies in trading (equivalently, in information usage) identified above, and how the planner can correct them through appropriate policy interventions.

### 4.1 Inefficiency in acquisition

We start by addressing the following question: Suppose that the planner induces the traders to submit the efficient limit orders; can the planner then trust the market to collect the efficient

amount of private information?

To answer the question, we first consider the case where efficiency in trading is induced by controlling directly the agents' usage of information, that is, by imposing that the traders submit the efficient demand schedules  $x_i = a^T s_i + \hat{b}^T - \hat{c}^T p$ . We then consider the case where efficiency in usage is induced through the policy in Proposition 3. In both cases, we find that agents do not acquire information efficiently. We conclude by considering richer families of policy interventions which permits us to uncover both an impossibility and a couple of possibility results.

Let  $y^T$  denote the socially optimal precision of private information and  $(a^T, \hat{b}^T, \hat{c}^T)$  the coefficients describing the efficient demand schedules when the precision of private information is  $y^T$ . Next, let  $\mathbb{E}[W^T; \bar{y}]$  denote ex-ante gross welfare when all traders acquire information of quality  $\bar{y}$  but then submit the efficient demand schedules for information of quality  $y^T$  (that is, the schedules corresponding to the coefficients  $(a^T, \hat{b}^T, \hat{c}^T)$ ). Such a welfare function is gross of the costs of information acquisition. Finally, let  $\mathbb{E}[\pi_i^T; y_i, \bar{y}]$  denote the ex-ante gross profit of a trader acquiring information of quality  $y_i$  when all other traders acquire information of quality  $\bar{y}$ , and all traders (including  $i$ ) submit the efficient demand schedules for information of quality  $y^T$  (that is, the schedules corresponding to the coefficients  $(a^T, \hat{b}^T, \hat{c}^T)$  mentioned above). The payoff is again gross of the cost of information acquisition. We then have the following result:

**Proposition 4.** *Let  $y^T$  denote the socially optimal quality of private information and suppose that all traders are constrained to submit the efficient demand schedules for information of quality  $y^T$  (parametrized by  $(a^T, \hat{b}^T, \hat{c}^T)$ ). When  $\hat{c}^T > 0$  (i.e., when the pecuniary externality dominates over the information externality so that the efficient demand schedules are downward sloping),*

$$\left. \frac{\partial \mathbb{E}[\pi_i^T; y_i, \bar{y}]}{\partial y_i} \right|_{y_i = \bar{y} = y^T} > \left. \frac{\partial \mathbb{E}[W^T; \bar{y}]}{\partial \bar{y}} \right|_{\bar{y} = y^T}$$

*whereas the opposite inequality holds when  $\hat{c}^T < 0$  (i.e., when the information externality dominates over the pecuniary externality and, as a result, the efficient demand schedules are upward sloping).*

Using the envelope theorem, we show in the Appendix that  $y^T$  solves the optimality condition

$$\left. \frac{\partial \mathbb{E}[W^T; \bar{y}]}{\partial \bar{y}} \right|_{\bar{y} = y^T} = \mathcal{C}'(y^T). \quad (18)$$

Because  $\mathbb{E}[\pi_i^T; y_i, \bar{y}]$  is strictly concave in  $y_i$ , the result in the proposition implies that, when  $\hat{c}^T > 0$  (i.e., when the pecuniary externality dominates over the information externality and

the efficient demand schedules are downward sloping), a trader who expects all other traders to acquire information of quality  $y^T$  has incentives to acquire information of quality higher than the efficient level  $y^T$ . Recall from the previous section that, in such situations, in the absence of policy interventions, agents over-respond to private information. The result in the last proposition then implies that, forcing a trader to respond less to his private information comes with the undesirable effect of inducing him to over-invest in information acquisition.

When, instead,  $\hat{c}^T < 0$  (i.e., when the information externality dominates over the pecuniary externality and the efficient demand schedules are upward sloping), in the absence of policy interventions, the trader would under-respond to private information. The result in the last proposition then says that, in such a situation, forcing the trader to trade efficiently would induce him to under-invest in information acquisition.

In the special case in which  $\hat{c}^T = 0$  (that is, when the efficient demand schedules are inelastic and hence can be implemented with market orders), in the absence of policy interventions, a trader endowed with information of quality  $y^T$  would trade efficiently. In this case, when information is endogenous, the trader would acquire information of efficient quality  $y^T$ , even in the absence of policy interventions.

The next result shows that the properties of individual best responses discussed above are inherited by the equilibrium choices.<sup>20</sup>

**Proposition 5.** *Let  $y^T$  denote the socially optimal quality of private information and suppose that all traders are constrained to submit the efficient demand schedules for information of quality  $y^T$  (parametrized by  $(a^T, \hat{b}^T, \hat{c}^T)$ ). When  $\hat{c}^T > 0$  (i.e., when the efficient demand schedules are downward-sloping), the quality of private information acquired in equilibrium is higher than  $y^T$ , whereas the opposite is true when  $\hat{c}^T < 0$  (i.e., when the efficient demand schedules are upward-sloping).*

Note that the last two results hinge on the traders being exposed to correlated noise in their information sources, that is, on  $\tau_\eta \in (0, +\infty)$ . When  $\tau_\eta = 0$ , the noise in the agents' private signals is infinite, making the signals worthless both for the individual traders and for the planner. When, instead,  $\tau_\eta \rightarrow +\infty$ , the correlated noise in the agents' private signals disappears, in which case the aggregate volume of trade becomes invariant to the quality of the traders' private information for a given trading schedule. This is the case considered in most of the previous literature. In this case, holding the demand schedules fixed, we have that the only effect of an increase in the quality of the traders' private information on welfare

---

<sup>20</sup>The reason why we discuss the agents' incentives separately from the equilibrium acquisition of private information is that the latter combines the properties of the former with extra fixed-point features that are not always as transparent as those that pertain to the comparative statics of the individual best responses.



is through the reduction in the dispersion of individual trades around the aggregate trade. Because this effect is weighted equally by the planner and by the individual traders, the private and the social value of information coincide in this case, which guarantees that traders acquire information of efficient quality.

The above propositions thus help clarifying that the results obtained in the previous literature establishing that efficiency in trading implies efficiency in information acquisition hinge on the simplifying assumption that the noise in the traders' information is uncorrelated and unaffected by individual investments in information acquisition.

When, instead, the noise in the traders' information is correlated and endogenous, policies that force the traders to submit the efficient limit orders may induce the traders to over-invest (alternatively, under-invest) in information acquisition. As explained above, this is because traders fail to internalize both how their private information affects the covariance of the aggregate volume of trade with all the relevant payoff shocks (the pecuniary externality) and the ability of other traders to learn from prices (the information externality).

Recall that, for small  $y$ , the information externality dominates over the pecuniary externality and demand schedules are upward sloping, whereas, for large  $y$ , the pecuniary externality dominates and the demand schedules are downward sloping. The above results thus also imply that, when traders are constrained to trade efficiently, as technological progress makes information cheaper (that is, the cost of information acquisition decreases), the economy eventually enters into a regime of over-investment in information acquisition.

To further understand the implications of the above inefficiencies on asset-pricing variables, it is helpful to define three additional variables.

**Definition 1. [market quality variables]** Let *market depth* be the inverse of the sensitivity of the price to the supply shock  $u$ :  $MD \equiv \left(\frac{dp}{du}\right)^{-1} = 1 + \beta\hat{c}$ . Let the *volatility of the price* be:  $\sigma_p = (\text{Var}[p])^{\frac{1}{2}}$ . Finally, let the *informativeness* of the price be the precision of the endogenous signal contained in the price:  $\tau_\omega$ .

Figure 3 below shows how the above asset-pricing variables are affected by changes in the cost of information acquisition, both under the decentralized equilibrium of the laissez-faire economy and under the efficient allocation (where both the acquisition and usage of information coincide with the welfare-maximizing levels). The figure assumes a quadratic cost of information  $C(y) = By^2/2$ ; a reduction in the cost of information corresponds to a reduction in the parameter  $B$ . As the cost of information decreases (moving from right to left along the  $x$ -axis) market depth, price informativeness, and price volatility all move from being inefficiently low, to being inefficiently high.

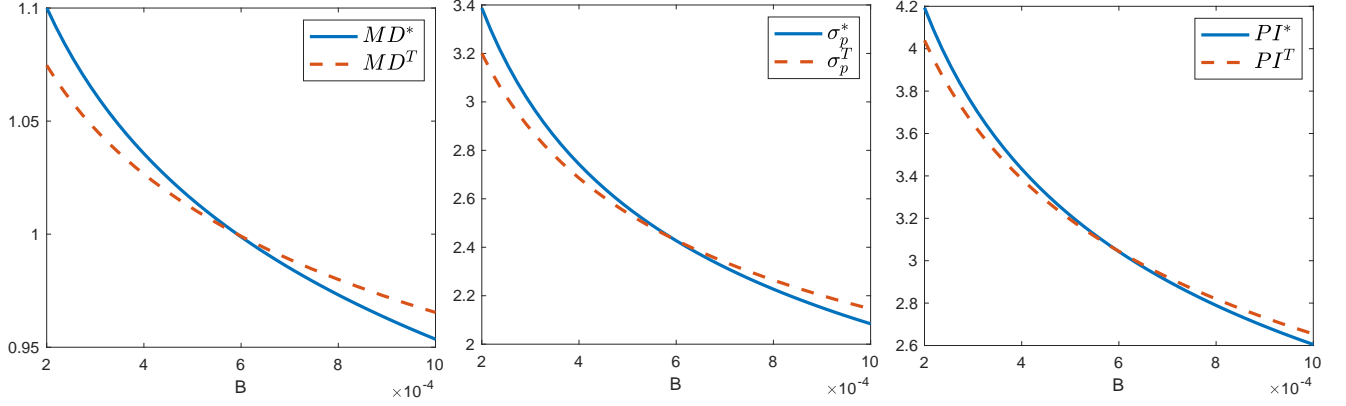


Figure 3: The first panel depicts market depth, the second one price volatility, and the third one price informativeness. In each panel, the blue solid curve corresponds to the laissez-faire economy, whereas the orange dashed curve corresponds to the solution to the planner's problem. The  $x$ -axis in all three panels represents the scalar  $B$  that parametrizes the quadratic cost of information. The other parameter values are  $\lambda = \beta = 1.3$ ,  $\tau_e = 0.8$ ,  $\tau_\eta = 0.6$ ,  $\tau_\theta = 0.1$ , and  $\tau_u = 30$ .

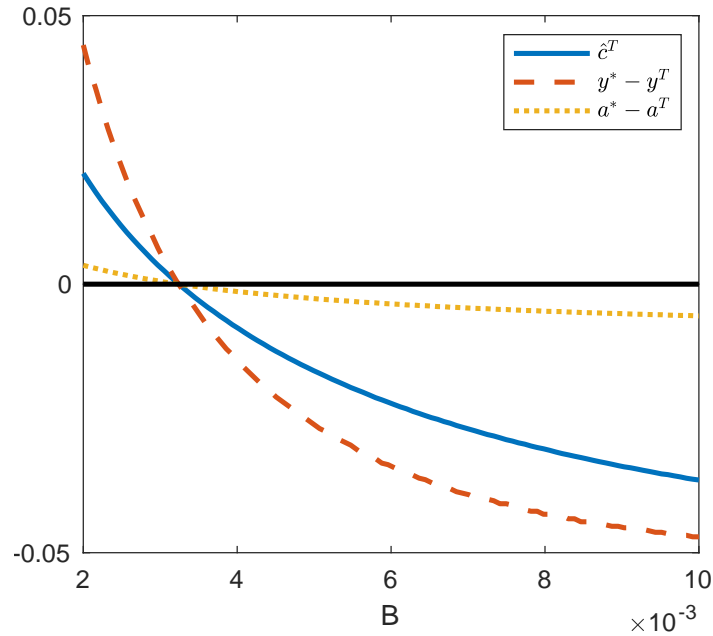


Figure 4: The blue solid curve represents the slope of the efficient demand curve. The orange dashed curve represents the inefficiency in information acquisition, where a positive number means inefficiently high acquisition, and a negative number means inefficiently low acquisition. The yellow dotted curve represents the inefficiency in the sensitivity of the demand schedules to private information, where a positive number means inefficiently high sensitivity, and a negative number means inefficiently low sensitivity. The  $x$ -axis is the value of  $B$  that parametrizes the cost of information  $C(y) = BY^2/2$ . The parameter values in the simulations are  $\lambda = \beta = \tau_e = \tau_\eta = \tau_\theta = 1$ , and  $\tau_u = 30$ .

We also obtain the following numerical result:

**Numerical result:** *When  $\hat{c}^T < 0$  (i.e., when the efficient demand schedules are upward-sloping), the equilibrium in the absence of policy interventions features inefficiently low acquisition of private information, sensitivity of the demand schedules to private information, price volatility, market depth, and price informativeness. The opposite is true when  $\hat{c}^T > 0$  (i.e., when the efficient demand schedules are downward-sloping). As the cost of acquiring information decreases, the economy moves from the first regime to the second.*<sup>21</sup>

To above result is illustrated in Figure 4.

## 4.2 Policy corrections

We now address the question of whether efficiency in information acquisition can be induced through an appropriate design of the fiscal policy, in a world where the traders can be forced to submit the efficient demand schedules (we address the more relevant question of whether efficiency in both acquisition and trading can be induced through an appropriate fiscal policy at the end of the section).

**Proposition 6.** *Let  $y^T$  denote the socially optimal quality of private information and  $(a^T, \hat{b}^T, \hat{c}^T)$  the coefficients describing the efficient demand schedules when the quality of information is  $y^T$ . Suppose all traders are constrained to submit the demand schedules corresponding to  $(a^T, \hat{b}^T, \hat{c}^T)$  but can choose the quality of private information. The traders can be induced to acquire information of quality  $y^T$  by charging them a tax bill  $T(p, x_i) = \hat{t}_p p x_i$  with*

$$\hat{t}_p = \frac{\gamma_2(\tau_\omega(a^T)) - \beta a^T}{\beta a^T},$$

where  $\gamma_2$  is the function defined in (8).

That is, if traders can be trusted to trade efficiently, then efficiency in information acquisition can be induced through a simple “ad valorem” tax on total expenditure  $p x_i$  (equivalently, with a familiar proportional tax/subsidy on the price of the asset, similar to those often discussed in the policy debate). The result, however, hinges on the traders being forced to trade efficiently (that is, on submitting the efficient demand schedules for quality of information  $y^T$ ).

We now address the more relevant question of whether efficiency in both information acquisition and trading can be induced through an appropriate design of the fiscal policy. In

---

<sup>21</sup>To obtain the result, we simulated the model 1,000 times drawing the parameters  $\tau_u, \tau_e, \tau_\eta, \tau_\theta, \lambda$ , and  $\beta$  uniformly from a distribution between 1 and 30. The cost function of acquiring information in the simulations is  $C(y) = B y^2 / 2$ , with  $B$  drawn uniformly from a distribution between 0 and 0.01. In all the 1,000 simulations, the sign of  $\hat{c}^T, y^* - y^T$ , and  $a^* - a^T$  is the same.

the previous section, we showed that, when the quality of information is exogenous, efficiency in trading can be induced through a combination of a linear-quadratic tax on the individual volume of trade paired with an ad-valorem tax on the price (both rebated in a lump-sum manner, if desired). Based on other results in the literature, one may conjecture that the same policy mix also induces efficiency in information acquisition. The next result shows that this is not the case. If the planner were to use the tax  $T(p, x_i)$  in Proposition 3 (applied to  $\bar{y} = y^T$ ) that induces the traders to submit the efficient demand schedules when  $y_i$  is exogenously fixed at  $y_i = y^T$  for all  $i$ , then, when the quality of private information is endogenous, the traders would respond by acquiring information of quality other than  $y^T$  and by submitting demand schedules different from the efficient ones. More generally, the proposition below shows that there exists no policy measurable in the individual volume of trade and in the price of the financial asset that induces efficiency in both trading and information acquisition.

**Proposition 7.** *Generically (i.e., with the exception of a set of parameters of zero Lebesgue measure), there exists no policy  $T(x_i, p)$  that induces efficiency in both information acquisition and trading.*

The result is established in the Appendix by showing that any policy that induces the traders to submit the efficient demand schedules once they collect the efficient amount of private information  $y^T$  must coincide with the one in Proposition 3 (applied to  $\bar{y} = y^T$ ), except for terms that play no role for incentives. However, any such a policy induces the traders to misperceive the marginal value of their private information (around the efficient level  $y^T$ ) and hence to collect an inefficient amount of private information.

We conclude by establishing two possibility results.. The first one establishes that, when information acquisition is verifiable, efficiency in both information acquisition and trading can be obtained by conditioning the total tax bill also on the expenditure on information acquisition. The second result establishes that, when information acquisition is not verifiable (e.g., because it amounts to paying attention to various exogenous sources), then efficiency in both acquisition and trading can be obtained by conditioning the marginal tax rate on the aggregate volume of trade.

**Proposition 8.** *Let  $y^T$  denote the socially optimal quality of private information and  $(a^T, \hat{b}^T, \hat{c}^T)$  the coefficients describing the efficient demand schedules when the quality of information is  $y^T$ . Suppose that the acquisition of private information is verifiable and let  $T^{\text{tot}}$  denote the policy defined by*

$$T^{\text{tot}}(x_i, p, y_i) = \frac{\delta}{2}x_i^2 - t_0x_i + t_ppx_i - Ay_i$$

where  $(\delta, t_p, t_0)$  are as in Proposition 3 and

$$A = -\frac{(a^T)^2}{2\tau_\eta (y^T)^2} \left[ \frac{\beta(\beta + \lambda)\hat{c}^T}{(1 + \beta\hat{c}^T)^2} + \frac{\beta t_p + \delta}{1 + \beta\hat{c}^T} \right] - \frac{\delta (a^T)^2}{2\tau_e (y^T)^2}.$$

The above policy induces efficiency in both information acquisition and trading.

Simulations show that  $A < 0$  when  $\hat{c}^T > 0$  and  $A > 0$  when  $\hat{c}^T < 0$ . That is, expenses on information acquisition are taxed when the efficient demand schedules are downward sloping and subsidized when they are upward sloping, reflecting the fact that, under the policy of Proposition 3, agents over-invest in information acquisition in the former case and underinvest in the latter.

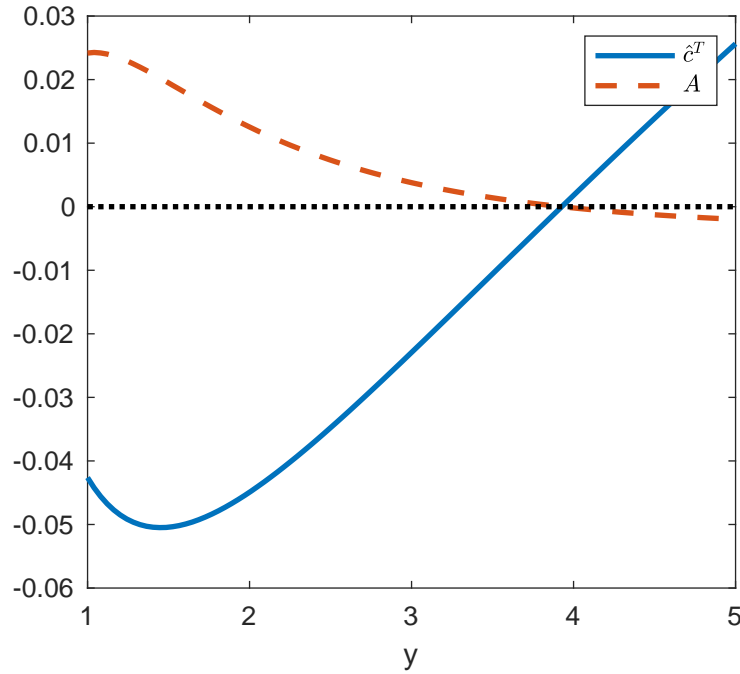


Figure 5: The blue solid curve corresponds to  $\hat{c}^T$  whereas the orange dashed curve represents the subsidy/tax  $A$  on information acquisition (scaled by a factor of 10 for readability). The two curves switch sign at the same value of  $y$ . The parameter values used for this simulation are  $\lambda = \beta = \tau_e = \tau_\eta = \tau_\theta = 1$ ,  $\tau_u = 30$ , and  $1 \leq y \leq 5$ .

**Proposition 9.** *Suppose that information acquisition is not verifiable. The following (linear-quadratic) tax bill*

$$T^*(x_i, \tilde{x}, p) = \frac{\delta^*}{2} x_i^2 + (t_{\tilde{x}}^* \tilde{x} - t_0^*) x_i + t_p^* p x_i$$

*induces efficiency in both information acquisition and trading.*

As anticipated above, the contingency  $t_{\tilde{x}}^* \tilde{x}$  of the marginal tax rate  $\partial T^*(x_i, \tilde{x}, p)/\partial x_i$  on the aggregate volume of trade  $\tilde{x}$  is essential to induce efficiency in both acquisition and trading. As we show in the Appendix, with the above policy, the planner can equalize the expected marginal tax rate

$$\frac{\partial}{\partial x_i} \mathbb{E}[T^*(x_i, \tilde{x}, p) | x_i, p; y_i, y^T] \Big|_{x_i = a^T s_i + \hat{b}^T - \hat{c}^T p; y_i = y^T}$$

of each individual trader who acquires information of quality  $y_i = y^T$  and then submits the efficient demand schedule with the discrepancy

$$\mathbb{E}[\theta | x_i, p; y_i, y^T] - p - \lambda x_i \Big|_{x_i = a^T s_i + \hat{b}^T - \hat{c}^T p; y_i, y^T}$$

between the marginal benefit and the marginal cost of expanding the trades around the efficient level  $x_i = a^T s_i + \hat{b}^T - \hat{c}^T p$ . Eliminating such a discrepancy is essential to induce efficiency in trading. Importantly, the new contingency provides the planner with flexibility on how to eliminate such a discrepancy. When, instead, the policy depends only on  $x_i$  and  $p$ , there exists a unique way of eliminating such a discrepancy, as shown in the proof of Proposition 7) The extra flexibility in turn can be used to realign the marginal private value of more precise private information to its social counterpart, something that is not possible when the policy depends only on  $x_i$  and  $p$ . In the proof in the Appendix, we also show that, when information acquisition is not verifiable, the policy that implements efficiency in both information acquisition and trading is in fact unique up to terms that do not matter for incentives.

As anticipated already in the previous section, many markets of interest, only simple ad-valorem taxes and/or explicit or implicit subsidies to information acquisition are used, either because of their simplicity or because of their political expediency. An open question is how effective policy interventions based on such simple instruments are at improving upon the laissez-faire equilibrium allocation. This is a quantitative question that we plan to explore in future work. See also Dávila and Walther (2021) for a study of corrective taxation in environments where the Government's interventions are limited because some agents cannot be taxed, or certain activities cannot be regulated.

## 5 Conclusions

We relate the sources of inefficiency in trading in financial markets to those in the collection of private information. We show that, when the private information the traders collect prior to submitting their demand schedules is exogenous, inefficiency in trading can be corrected with a an appropriate combination of ad-valorem taxes with non-linear subsidies/taxes on

the volume of individual trades. When information is endogenous, instead, and the noise in information is correlated among traders, any policy measurable in the price of the financial asset and in the volume of individual trades that induces efficiency in trading fails to induce efficiency in information acquisition. However, the above negative result can be turned into a positive one by conditioning the marginal tax rates on the aggregate volume of trade or, when feasible, by subsidizing the acquisition of private information when the latter is verifiable.

A key driver for the identified inefficiencies is the correlation in the noise in the traders' private information. In future work, it would be interesting to extend the analysis to a broader class of economies in which financial decisions interact with real decisions, and in which agents trade multiple assets over multiple periods.

## References

- Amador, Manuel and Pierre-Olivier Weill (2010). “Learning from prices: Public communication and welfare”. In: *Journal of Political Economy* 118.5, pp. 866–907.
- (2012). “Learning from private and public observations of others' actions”. In: *Journal of Economic Theory* 147.3, pp. 910–940.
- Angeletos, George-Marios, Luigi Iovino, and Jennifer La'O (2020). “Learning over the business cycle: Policy implications”. In: *Journal of Economic Theory* 190, pp. 105–115.
- Angeletos, George-Marios and Alessandro Pavan (2007). “Efficient use of information and social value of information”. In: *Econometrica* 75.4, pp. 1103–1142.
- Angeletos, George-Marios and Karthik Sastry (2019). “Inattentive economies”. Technical Report.
- Azarmsa, Ehsan (2019). “Investment Sophistication and Wealth Inequality”. In: *Available at SSRN 3206823*.
- Cipriani, Marco, Antonio Guarino, and Andreas Uthemann (2019). “Financial transaction taxes and the informational efficiency of financial markets: a structural estimation”. Technical Report.
- Colliard, Jean-Edouard and Peter Hoffmann (2017). “Financial transaction taxes, market composition, and liquidity”. In: *The Journal of Finance* 72.6, pp. 2685–2716.
- Colombo, Luca, Gianluca Femminis, and Alessandro Pavan (2014). “Information acquisition and welfare”. In: *The Review of Economic Studies* 81.4, pp. 1438–1483.
- (2021). “Optimal Monetary and Fiscal Policy with Investment Spillovers and Endogenous Private Information”. Technical Report.

- Dávila, Eduardo and Cecilia Parlato (2019). “Trading costs and informational efficiency”. Technical Report.
- Dávila, Eduardo and Ansgar Walther (2021). “Corrective Financial Regulation with Imperfect Instruments”. Technical Report.
- Deng, Yongheng, Xin Liu, and Shang-jin Wei (2018). “One fundamental and two taxes: When does a Tobin tax reduce financial price volatility?” In: *Journal of Financial Economics* 130.3, pp. 663–692.
- Diamond, Douglas W and Robert E Verrecchia (1981). “Information aggregation in a noisy rational expectations economy”. In: *Journal of Financial Economics* 9.3, pp. 221–235.
- Dow, James and Rohit Rahi (2000). “Should speculators be taxed?” In: *The Journal of Business* 73.1, pp. 89–107.
- Eyster, Erik and Matthew Rabin (2005). “Cursed equilibrium”. In: *Econometrica* 73.5, pp. 1623–1672.
- Farboodi, Maryam, Adrien Matray, and Laura Veldkamp (2018). “Where has all the big data gone?” In: *Available at SSRN 3164360*.
- Frydman, Cary and Lawrence J Jin (2020). “Efficient coding and risky choice”. In: *Available at SSRN 3270773*.
- Ganguli, Jayant Vivek and Liyan Yang (2009). “Complementarities, multiplicity, and supply information”. In: *Journal of the European Economic Association* 7.1, pp. 90–115.
- Gao, Meng and Jiekun Huang (2020). “Informing the market: The effect of modern information technologies on information production”. In: *The Review of Financial Studies* 33.4, pp. 1367–1411.
- Goldstein, Itay, Shijie Yang, and Luo Zuo (2020). “The real effects of modern information technologies”. Technical Report.
- Grossman, Sanford J and Joseph E Stiglitz (1980). “On the impossibility of informationally efficient markets”. In: *The American Economic Review* 70.3, pp. 393–408.
- Hellwig, Christian and Laura Veldkamp (2009). “Knowing what others know: Coordination motives in information acquisition”. In: *The Review of Economic Studies* 76.1, pp. 223–251.
- Kacperczyk, Marcin, Jaromir Nosal, and Luminita Stevens (2019). “Investor sophistication and capital income inequality”. In: *Journal of Monetary Economics* 107, pp. 18–31.
- Kacperczyk, Marcin, Stijn Van Nieuwerburgh, and Laura Veldkamp (2016). “A rational theory of mutual funds’ attention allocation”. In: *Econometrica* 84.2, pp. 571–626.
- Kupiec, Paul H (1996). “Noise traders, excess volatility, and a securities transactions tax”. In: *Journal of financial services research* 10.2, pp. 115–129.



- Kyle, Albert S (1989). “Informed speculation with imperfect competition”. In: *The Review of Economic Studies* 56.3, pp. 317–355.
- Malikov, George (2019). “Information, participation, and passive investing”. Technical Report.
- Manzano, Carolina and Xavier Vives (2011). “Public and private learning from prices, strategic substitutability and complementarity, and equilibrium multiplicity”. In: *Journal of Mathematical Economics* 47.3, pp. 346–369.
- Mihet, Roxana (2018). “Financial Technology and the Inequality Gap”. In: *Available at SSRN 3474720*.
- Mondria, Jordi, Xavier Vives, and Liyan Yang (2021). “Costly Interpretation of Asset Prices”. In: *Management Science*.
- Myatt, David P and Chris Wallace (2012). “Endogenous information acquisition in coordination games”. In: *The Review of Economic Studies* 79.1, pp. 340–374.
- Nimark, Kristoffer P and Savitar Sundaresan (2019). “Inattention and belief polarization”. In: *Journal of Economic Theory* 180, pp. 203–228.
- Nordhaus, William D (2015). “Are we approaching an economic singularity? Information technology and the future of economic growth”. Technical Report.
- Pavan, Alessandro and Jean Tirole (2021). *Expectation Conformity in Strategic Reasoning*. Tech. rep. Northwestern University.
- Peress, Joel (2005). “Information vs. Entry Costs: What Explains US Stock Market Evolution?” In: *Journal of Financial and Quantitative Analysis*, pp. 563–594.
- (2010). “The tradeoff between risk sharing and information production in financial markets”. In: *Journal of Economic Theory* 145.1, pp. 124–155.
- Rostek, Marzena and Marek Weretka (2012). “Price inference in small markets”. In: *Econometrica* 80.2, pp. 687–711.
- Song, Frank M and Junxi Zhang (2005). “Securities transaction tax and market volatility”. In: *The Economic Journal* 115.506, pp. 1103–1120.
- Sørensen, NP (2017). “The Financial Transaction Tax in Markets with Adverse Selection”. Technical Report.
- Stiglitz, Joseph E (1989). “Using tax policy to curb speculative short-term trading”. In: *Journal of financial services research* 3.2, pp. 101–115.
- Subrahmanyam, Avanidhar (1998). “Transaction taxes and financial market equilibrium”. In: *The Journal of Business* 71.1, pp. 81–118.
- Summers, Lawrence H and Victoria P Summers (1989). “When financial markets work too well: A cautious case for a securities transactions tax”. In: *Journal of financial services research* 3.2-3, pp. 261–286.

- Tobin, James (1978). “A proposal for international monetary reform”. In: *Eastern economic journal* 4.3/4, pp. 153–159.
- Umlauf, Steven R (1993). “Transaction taxes and the behavior of the Swedish stock market”. In: *Journal of Financial Economics* 33.2, pp. 227–240.
- Verrecchia, Robert E (1982). “Information acquisition in a noisy rational expectations economy”. In: *Econometrica: Journal of the Econometric Society*, pp. 1415–1430.
- Vives, Xavier (1988). “Aggregation of information in large Cournot markets”. In: *Econometrica: Journal of the Econometric Society*, pp. 851–876.
- (2011). “Strategic supply function competition with private information”. In: *Econometrica* 79.6, pp. 1919–1966.
- (2014). “On the possibility of informationally efficient markets”. In: *Journal of the European Economic Association* 12.5, pp. 1200–1239.
- (2017). “Endogenous public information and welfare in market games”. In: *The Review of Economic Studies* 84.2, pp. 935–963.
- Woodford, Michael (2012a). “Inattentive valuation and reference-dependent choice”. Technical Report.
- (2012b). “Prospect theory as efficient perceptual distortion”. In: *American Economic Review* 102.3, pp. 41–46.

## 6 Appendix

### 6.1 Omitted proofs and extended derivations

#### Proof of Proposition 1.

As explained in the main text, when the traders submit affine demand schedules with parameters  $(a, \hat{b}, \hat{c})$ , the equilibrium price is equal to

$$p = \frac{\alpha + \beta \hat{b}}{1 + \beta \hat{c}} + \frac{\beta a}{1 + \beta \hat{c}} \left( \theta + f(y)\eta - \frac{u}{\beta a} \right).$$

The information about  $\theta$  contained in the equilibrium price is thus the same as the one contained in a public signal  $z = \theta + \omega$ , with noise  $\omega \equiv f(y)\eta - u/(\beta a)$  of precision<sup>22</sup>

$$\tau_\omega(a) \equiv \frac{\beta^2 a^2 y \tau_u \tau_\eta}{(\beta^2 a^2 \tau_u + y \tau_\eta)}.$$

In turn, this implies that the equilibrium trades  $x_i = a s_i + \hat{b} - \hat{c} p$  are affine functions of the traders' exogenous private information  $s_i$  and the endogenous public information  $z$  contained in the price. That is, when the endogenous public information contained in the price is equivalent to  $z$ , a trader with private signal  $s_i$  purchases an amount of the asset equal to

$$x_i = a s_i + b + c z$$

where

$$b = \hat{b} - \hat{c} \frac{\alpha + \beta \hat{b}}{1 + \beta \hat{c}} \quad (19)$$

and

$$c = -\frac{\beta a \hat{c}}{1 + \beta \hat{c}}. \quad (20)$$

For each vector  $(a, \hat{b}, \hat{c})$  describing the traders' demand schedules, there thus exists a unique vector  $(a, b, c)$  describing the traders' equilibrium trades as a function of their (exogenous) private information,  $s_i$ , and (endogenous) public information,  $z$ , and vice versa. Hereafter, we find it more convenient to characterize the equilibrium use of information in terms of the vector  $(a, b, c)$  describing the equilibrium trades. When the individual trades are given by  $x_i = a s_i + b + c z$ , the aggregate trade is equal to

$$\tilde{x} = \int x_i d i = a(\theta + f(y)\eta) + b + c z.$$

Using the fact that  $z \equiv \theta + f(y)\eta - u/(\beta a)$ , we thus have that

$$\tilde{x} = a\left(z + \frac{u}{\beta a}\right) + b + c z = (a + c)z + \frac{u}{\beta} + b.$$

Using the expression for the inverse aggregate supply function  $p = \alpha - u + \beta \tilde{x}$ , we then have that the equilibrium price can be expressed as a function of  $a$  and the endogenous public

---

<sup>22</sup>To derive  $\tau_\omega(a)$  we use the fact that  $f(y) = 1/\sqrt{y}$ .

signal  $z$  as follows:

$$p = \alpha + \beta b + \beta(a + c)z. \quad (21)$$

Next, observe that

$$\begin{aligned} \mathbb{E}[\theta|I_i, p] = \mathbb{E}[\theta|s_i, z] &= \begin{bmatrix} \text{Cov}(\theta, s_i) & \text{Cov}(\theta, z) \end{bmatrix} \begin{bmatrix} \text{Var}(s_i) & \text{Cov}(s_i, z) \\ \text{Cov}(s_i, z) & \text{Var}(z) \end{bmatrix}^{-1} \begin{bmatrix} s_i - \mathbb{E}[s_i] \\ z - \mathbb{E}[z] \end{bmatrix} \\ &= \begin{bmatrix} \sigma_\theta^2 & \sigma_\theta^2 \end{bmatrix} \begin{bmatrix} \sigma_\theta^2 + \sigma_\epsilon^2 & \sigma_\theta^2 + f(y)^2\sigma_\eta^2 \\ \sigma_\theta^2 + f(y)^2\sigma_\eta^2 & \sigma_\theta^2 + \sigma_\omega^2(a) \end{bmatrix}^{-1} \begin{bmatrix} s_i - \mathbb{E}[s_i] \\ z - \mathbb{E}[z] \end{bmatrix}, \end{aligned}$$

where  $\sigma_\theta^2 \equiv \tau_\theta^{-1}$ ,  $\sigma_\omega^2(a) \equiv \tau_\omega(a)^{-1}$ ,  $\sigma_\eta^2 \equiv \tau_\eta^{-1}$ , and  $\sigma_\epsilon^2 \equiv \tau_\epsilon^{-1}$ . Substituting for the inverse of the variance-covariance matrix, we have that

$$\begin{aligned} \mathbb{E}[\theta|s_i, z] &= \frac{1}{(\sigma_\theta^2 + \sigma_\epsilon^2)(\sigma_\theta^2 + \sigma_\omega^2(a)) - (\sigma_\theta^2 + f(y)^2\sigma_\eta^2)^2} \times \\ &\quad \begin{bmatrix} \sigma_\theta^2 & \sigma_\theta^2 \end{bmatrix} \begin{bmatrix} \sigma_\theta^2 + \sigma_\omega^2(a) & -(\sigma_\theta^2 + f(y)^2\sigma_\eta^2) \\ -(\sigma_\theta^2 + f(y)^2\sigma_\eta^2) & \sigma_\theta^2 + \sigma_\epsilon^2 \end{bmatrix} \begin{bmatrix} s_i - \mathbb{E}[s_i] \\ z - \mathbb{E}[z] \end{bmatrix}. \end{aligned}$$

Expanding the quadratic form, we have that

$$\begin{aligned} \mathbb{E}[\theta|s_i, z] &= \frac{\sigma_\theta^2 (\sigma_\omega^2(a) - f(y)^2\sigma_\eta^2)}{(\sigma_\theta^2 + \sigma_\epsilon^2)(\sigma_\theta^2 + \sigma_\omega^2(a)) - (\sigma_\theta^2 + f(y)^2\sigma_\eta^2)^2} (s_i - \mathbb{E}[s_i]) \\ &\quad + \frac{\sigma_\theta^2 (\sigma_\epsilon^2 - f(y)^2\sigma_\eta^2)}{(\sigma_\theta^2 + \sigma_\epsilon^2)(\sigma_\theta^2 + \sigma_\omega^2(a)) - (\sigma_\theta^2 + f(y)^2\sigma_\eta^2)^2} (z - \mathbb{E}[z]). \end{aligned}$$

Simplifying, and replacing  $\sigma_\theta^2$  with  $\tau_\theta^{-1}$ ,  $\sigma_\omega^2(a)$  with  $\tau_\omega(a)^{-1}$ ,  $\sigma_\eta^2$  with  $\tau_\eta^{-1}$ ,  $\sigma_\epsilon^2$  with  $\tau_\epsilon^{-1}$ , and  $f(y) = 1/\sqrt{y}$ , we have that

$$\begin{aligned} \mathbb{E}[\theta|s_i, z] &= \frac{\frac{1}{\tau_\theta} \left( \frac{1}{\tau_\omega(a)} - \frac{1}{y\tau_\eta} \right)}{\left( \frac{1}{\tau_\theta} + \frac{1}{\tau_\epsilon} \right) \left( \frac{1}{\tau_\theta} + \frac{1}{\tau_\omega(a)} \right) - \left( \frac{1}{\tau_\theta} + \frac{1}{y\tau_\eta} \right)^2} (s_i - \mathbb{E}[s_i]) \\ &\quad + \frac{\frac{1}{\tau_\theta} \left( \frac{1}{\tau_\epsilon} - \frac{1}{y\tau_\eta} \right)}{\left( \frac{1}{\tau_\theta} + \frac{1}{\tau_\epsilon} \right) \left( \frac{1}{\tau_\theta} + \frac{1}{\tau_\omega(a)} \right) - \left( \frac{1}{\tau_\theta} + \frac{1}{y\tau_\eta} \right)^2} (z - \mathbb{E}[z]), \end{aligned}$$

from which we obtain that

$$\begin{aligned} \mathbb{E}[\theta|s_i, z] &= \frac{y^2\tau_\eta^2\tau_\epsilon \left( 1 - \frac{\tau_\omega(a)}{y\tau_\eta} \right)}{y^2\tau_\eta^2(\tau_\epsilon + \tau_\omega(a) + \tau_\theta) - \tau_\epsilon\tau_\omega(a)(\tau_\theta + 2y\tau_\eta)} (s_i - \mathbb{E}[s_i]) \\ &\quad + \frac{y^2\tau_\eta^2\tau_\omega(a) \left( 1 - \frac{\tau_\epsilon}{y\tau_\eta} \right)}{y^2\tau_\eta^2(\tau_\epsilon + \tau_\omega(a) + \tau_\theta) - \tau_\epsilon\tau_\omega(a)(\tau_\theta + 2y\tau_\eta)} (z - \mathbb{E}[z]). \end{aligned}$$

Finally, using the fact that  $\mathbb{E}[s_i] = \mathbb{E}[z] = 0$ , we have that

$$\mathbb{E}[\theta|s_i, z] = \gamma_1(\tau_\omega(a))s_i + \gamma_2(\tau_\omega(a))z$$

where<sup>23</sup>

$$\gamma_1(\tau_\omega(a)) \equiv \frac{\tau_\epsilon y \tau_\eta (y \tau_\eta - \tau_\omega(a))}{y^2 \tau_\eta^2 (\tau_\omega(a) + \tau_\epsilon + \tau_\theta) - \tau_\omega(a) \tau_\epsilon (\tau_\theta + 2y \tau_\eta)} \quad (22)$$

and

$$\begin{aligned} \gamma_2(\tau_\omega(a)) &\equiv \frac{\tau_\omega(a) (y^2 \tau_\eta^2 - \tau_\epsilon y \tau_\eta)}{y^2 \tau_\eta^2 (\tau_\omega(a) + \tau_\epsilon + \tau_\theta) - \tau_\omega(a) \tau_\epsilon (\tau_\theta + 2y \tau_\eta)} \\ &= \left(1 - \gamma_1(\tau_\omega(a)) \frac{\tau_\theta + y \tau_\eta}{y \tau_\eta}\right) \frac{\tau_\omega(a)}{\tau_\omega(a) + \tau_\theta}. \end{aligned} \quad (23)$$

Now recall that optimality requires that the equilibrium trades satisfy

$$x_i = \frac{1}{\lambda} (\mathbb{E}[\theta | s_i, z] - p).$$

Using the fact that  $p = \alpha + \beta b + \beta(a + c)z$ , and the characterization of  $\mathbb{E}[\theta | s_i, z]$  from above, we thus have that

$$x_i = \frac{1}{\lambda} [\gamma_1(\tau_\omega(a)) s_i - (\alpha + \beta b) + (\gamma_2(\tau_\omega(a)) - \beta(a + c)) z].$$

We conclude that the sensitivity of the equilibrium trades to private information must satisfy

$$a = \frac{\gamma_1(\tau_\omega(a))}{\lambda}, \quad (24)$$

the sensitivity of the equilibrium trades to the endogenous public information must satisfy

$$c = \frac{1}{\lambda} (\gamma_2(\tau_\omega(a)) - \beta(a + c)),$$

and the constant  $b$  in the equilibrium trades must satisfy

$$b = -\frac{\alpha + \beta b}{\lambda}. \quad (25)$$

Replacing the expression for  $\gamma_1(\tau_\omega(a))$  in (22) into (24), we thus conclude that the sensitivity  $a^*$  of the equilibrium demand schedules to the traders' private information must solve equation (9) in the proposition.

Using (23), along with the fact that  $\gamma_1(\tau_\omega(a)) = \lambda a$ , in turn we have that

$$c = \frac{1}{\lambda} \left[ \left(1 - \lambda a \frac{\tau_\theta + y \tau_\eta}{y \tau_\eta}\right) \frac{\tau_\omega(a)}{\tau_\omega(a) + \tau_\theta} - \beta(a + c) \right]$$

from which we obtain that the sensitivity of the equilibrium trades to the endogenous public signal must satisfy

$$c = \frac{1}{\beta + \lambda} \left[ \left(1 - \lambda a \frac{\tau_\theta + y \tau_\eta}{y \tau_\eta}\right) \frac{\tau_\omega(a)}{\tau_\omega(a) + \tau_\theta} - \beta a \right]. \quad (26)$$

Using (25), in turn we have that the constant  $b$  in the equilibrium trades is given by

$$b = -\frac{\alpha}{\beta + \lambda}. \quad (27)$$

Finally, inverting the relationship between  $c$  and  $\hat{c}$  and  $b$  and  $\hat{b}$  in (20) and (19), we obtain

---

<sup>23</sup>Consistently with the rest of the analysis above, because  $y$  is held constant, we drop it from the arguments of  $\gamma_1$  and  $\gamma_2$  to ease the notation.

that the other two parameters defining the equilibrium demand schedules are given by

$$\hat{c}^* = -\frac{c}{\beta(a^* + c)} = -\frac{\frac{1}{\beta+\lambda}(\gamma_2(\tau_\omega(a^*)) - \beta a^*)}{\beta a^* + \beta \frac{1}{\beta+\lambda}(\gamma_2(\tau_\omega(a^*)) - \beta a^*)}$$

and

$$\hat{b}^* = (1 + \beta \hat{c}^*)b + \alpha \hat{c}^* = -(1 + \beta \hat{c}^*)\frac{\alpha}{\beta + \lambda} + \alpha \hat{c}^* = \frac{\alpha}{\beta + \lambda}(\lambda \hat{c}^* - 1).$$

Replacing

$$\gamma_2(\tau_\omega(a^*)) = \left(1 - \gamma_1(\tau_\omega(a^*))\frac{\tau_\theta + y\tau_\eta}{y\tau_\eta}\right)\frac{\tau_\omega(a^*)}{\tau_\omega(a^*) + \tau_\theta} = \left(1 - \lambda a^*\frac{\tau_\theta + y\tau_\eta}{y\tau_\eta}\right)\frac{\tau_\omega(a^*)}{\tau_\omega(a^*) + \tau_\theta}$$

into the above expressions, we thus conclude that, given  $a^*$ , the values of  $\hat{c}^*$  and  $\hat{b}^*$  are given by the functions (10) and (11), as claimed in the proposition.

To complete the proof, it thus suffices to show that equation (9) admits a unique solution and that such a solution satisfies  $0 < a^* < 1/\lambda$ . To see this, use the fact that  $\tau_\omega(a)$  is given by the function

$$\tau_\omega(a) \equiv \frac{\beta^2 a^2 y \tau_\eta \tau_u}{\beta^2 a^2 \tau_u + y \tau_\eta}$$

along with the fact that  $\gamma_1(\tau_\omega(a))$  is given by the function in (22) to rewrite equation (9) as follows:

$$a = \frac{1}{\lambda} \frac{\tau_\epsilon y^2 \tau_\eta^2 (\beta^2 a^2 \tau_u + y \tau_\eta) - \beta^2 a^2 y \tau_u \tau_\eta \tau_\epsilon y \tau_\eta}{\lambda y^2 \tau_\eta^2 (\beta^2 a^2 y \tau_u \tau_\eta + (\tau_\epsilon + \tau_\theta) (\beta^2 a^2 \tau_u + y \tau_\eta)) - \beta^2 a^2 y \tau_u \tau_\eta \tau_\epsilon (\tau_\theta + 2y \tau_\eta)}. \quad (28)$$

We thus have that  $a^*$  must solve the following cubic equation

$$0 = \lambda \beta^2 \tau_u a^3 [y^3 \tau_\eta^3 + y^2 \tau_\eta^2 (\tau_\epsilon + \tau_\theta) - y \tau_\eta \tau_\epsilon (\tau_\theta + 2y \tau_\eta)] + \lambda a y^3 \tau_\eta^3 (\tau_\epsilon + \tau_\theta) - \tau_\epsilon y^3 \tau_\eta^3. \quad (29)$$

Now note that, in a cubic equation of the form  $Ax^3 + Bx^2 + Cx + D = 0$ , if

$$\Delta \equiv 18ABCD - 4B^3D + B^2C^2 - 4AC^3 - 27A^2D^2 < 0,$$

then the equation has a unique real root. In our case,  $B = 0$  and  $C > 0$  and, as a result,  $\Delta = -4AC^3 - 27A^2D^2$ . Furthermore, using the fact that  $\tau_\epsilon \equiv y\tau_\epsilon\tau_\eta/(\tau_\epsilon + \tau_\eta)$ , we have that

$$\begin{aligned} A &= \lambda \beta^2 \tau_u (y^3 \tau_\eta^3 + y^2 \tau_\eta^2 (\tau_\epsilon + \tau_\theta) - y \tau_\eta \tau_\epsilon (\tau_\theta + 2y \tau_\eta)) \propto y \tau_\eta (y^2 \tau_\eta^2 + y \tau_\eta \tau_\theta - \tau_\epsilon \tau_\theta - \tau_\epsilon y \tau_\eta) \\ &\propto (\tau_\theta + y \tau_\eta)(y \tau_\eta - \tau_\epsilon) \propto y \tau_\eta - \frac{y \tau_\epsilon \tau_\eta}{\tau_\epsilon + \tau_\eta} \propto \frac{\tau_\eta}{\tau_\epsilon + \tau_\eta} > 0. \end{aligned}$$

Therefore  $\Delta < 0$ , and hence the above cubic equation has a unique real root. Furthermore, because  $D$  is negative, the unique real root is positive. Replacing  $a = 1/\lambda$  into the cubic equation, we have that

$$\begin{aligned}
& \beta^2 \tau_u \frac{1}{\lambda^2} \left( y^3 \tau_\eta^3 + y^2 \tau_\eta^2 (\tau_\epsilon + \tau_\theta) - y \tau_\eta \tau_\epsilon (\tau_\theta + 2y \tau_\eta) \right) + y^3 \tau_\eta^3 (\tau_\epsilon + \tau_\theta) - \tau_\epsilon y^3 \tau_\eta^3 \\
& = \beta^2 \tau_u \frac{y \tau_\eta}{\lambda^2} \left( y^2 \tau_\eta^2 + y \tau_\eta \tau_\theta - \tau_\epsilon \tau_\theta - \tau_\epsilon y \tau_\eta \right) + y^3 \tau_\eta^3 \tau_\theta > 0.
\end{aligned}$$

This implies that  $0 < a^* < 1/\lambda$ . Q.E.D.

### Derivation of Condition 12.

Recall that  $W = \int_0^1 (\theta x_i - \frac{\lambda}{2} x_i^2) di - (\alpha - u + \beta \frac{\tilde{x}}{2}) \tilde{x}$ . Because  $\int_0^1 (x_i^2) di > \left( \int_0^1 x_i di \right)^2$ , we have that  $W$  is maximal when  $x_i = x^o$  for all  $i$ , with

$$x^o \equiv \frac{\theta - \alpha + u}{\beta + \lambda}.$$

Q.E.D.

### Derivation of Condition 13.

Recall that  $WL = \mathbb{E}[W^o] - \mathbb{E}[W]$ . Using the fact that

$$W^o = \theta x^o - \frac{\lambda}{2} (x^o)^2 - \left( \alpha - u + \beta \frac{x^o}{2} \right) x^o$$

along with the fact that  $x^o = \frac{\theta - \alpha + u}{\beta + \lambda}$ , we then have that

$$W^o = \theta x^o - \frac{\lambda}{2} (x^o)^2 - \left( \alpha - u + \beta \frac{x^o}{2} \right) x^o = \frac{\beta + \lambda}{2} (x^o)^2.$$

It follows that

$$\begin{aligned}
WL &= \frac{\beta + \lambda}{2} \mathbb{E}[(x^o)^2] - \mathbb{E} \left[ \int_0^1 \left( \theta x_i - \frac{\lambda}{2} x_i^2 \right) di - \left( \alpha - u + \beta \frac{\tilde{x}}{2} \right) \tilde{x} \right] \\
&= \frac{\beta + \lambda}{2} \mathbb{E}[(x^o)^2] - \mathbb{E} \left[ (\theta - \alpha + u) \tilde{x} - \beta \frac{\tilde{x}^2}{2} - \frac{\lambda}{2} \int_0^1 x_i^2 di \right].
\end{aligned}$$

Using again the characterization of the FB allocation,  $x^o = \frac{\theta - \alpha + u}{\beta + \lambda}$ , and the fact that

$$\mathbb{E} \left[ \int_0^1 x_i^2 di \right] = \mathbb{E} [\mathbb{E}[x_i^2 | \tilde{x}]]$$

we have that

$$\begin{aligned}
WL &= \frac{\beta + \lambda}{2} \mathbb{E}[(x^o)^2] - \frac{1}{2} \mathbb{E} \left[ 2(\beta + \lambda) \tilde{x} x^o - \beta \tilde{x}^2 - \lambda \int_0^1 x_i^2 di \right] \\
&= \frac{\beta + \lambda}{2} \mathbb{E}[(x^o)^2] + \frac{1}{2} \mathbb{E} [(\beta + \lambda) \tilde{x}^2 - 2x^o \tilde{x} (\beta + \lambda) - \lambda \tilde{x}^2 + \lambda \mathbb{E}[x_i^2 | \tilde{x}]] \\
&= \frac{(\beta + \lambda) \mathbb{E}[(\tilde{x} - x^o)^2] + \lambda \mathbb{E}[(x_i - \tilde{x})^2]}{2}.
\end{aligned}$$

Q.E.D.

### Proof of Lemma 1.

The same arguments as in the proof of Proposition 1 imply that, when the traders submit demand schedules of the form  $x_i = a s_i + \hat{b} - \hat{c} p$ , for some  $(a, \hat{b}, \hat{c})$ , the trades induced by market

clearing can be expressed as a function of the endogenous public information  $z$  generated by the market-clearing price by letting  $x_i = as_i + b + cz$  where  $z \equiv \theta + f(y)\eta - u/(\beta a)$  is the endogenous information about  $\theta$  contained in the equilibrium price, and where the noise in the endogenous signal has precision  $\tau_\omega(a) \equiv (\beta^2 a^2 y \tau_u \tau_\eta) / (\beta^2 a^2 \tau_u + y \tau_\eta)$ .

Furthermore, the values of  $b$  and  $c$  are given by (19) and (20). Using the above representation, we have that the aggregate volume of trade when the demand schedules are given by  $(a, \hat{b}, \hat{c})$  is given by  $\tilde{x} = a(\theta + f(y)\eta) + b + cz$  and hence ex-ante welfare is given by

$$\mathbb{E}[W] = \mathbb{E} \left[ (\theta - \alpha + u) (a(\theta + f(y)\eta) + b + cz) - \beta \frac{(\alpha(\theta + f(y)\eta) + b + cz)^2}{2} - \int_0^1 \frac{\lambda}{2} (as_i + b + cz)^2 di \right].$$

Note that

$$\frac{\partial \mathbb{E}[W]}{\partial b} = \mathbb{E} [(\theta - \alpha + u) - \beta (a(\theta + f(y)\eta) + b + cz) - \lambda (as + b + cz)] = -\alpha - (\beta + \lambda)b,$$

$$\frac{\partial^2 \mathbb{E}[W]}{\partial b^2} = -(\beta + \lambda) < 0,$$

$$\frac{\partial \mathbb{E}[W]}{\partial c} = \mathbb{E} [z (\theta - \alpha + u) - \beta (a(\theta + f(y)\eta) + b + cz) z - \lambda z (as + b + cz)],$$

$$\frac{\partial^2 \mathbb{E}[W]}{\partial c^2} = \mathbb{E} [-\beta z^2 - \lambda z^2] < 0,$$

and  $\partial^2 \mathbb{E}[W] / \partial c \partial b = 0$ . Hence  $\mathbb{E}[W]$  is concave in  $b$  and  $c$ . For any  $a$ , the optimal values of  $b$  and  $c$  are thus given by the FOCs  $\partial \mathbb{E}[W] / \partial b = 0$  and  $\partial \mathbb{E}[W] / \partial c = 0$  from which we obtain that  $b = -\alpha / (\beta + \lambda)$  and

$$\mathbb{E} [z (\theta + u) - \beta (a(\theta + f(y)\eta)) z - \beta cz^2 - \lambda azs - \lambda cz^2] = 0.$$

The last condition can be rewritten as

$$Cov [(\theta + u - \beta a(\theta + f(y)\eta)), z] - (\beta + \lambda) c Var(z) - \lambda a Cov(z, s) = 0$$

from which we obtain that

$$c = \frac{Cov [(\theta + u - \beta a(\theta + f(y)\eta)), z]}{(\beta + \lambda) Var(z)} - \frac{\lambda a Cov(z, s)}{(\beta + \lambda) Var(z)}.$$

Using the fact that  $z \equiv \theta + f(y)\eta - \frac{u}{\beta a}$  and  $s = \theta + \frac{1}{\sqrt{y}}(\eta + e)$ , we have that

$$Var(z) = \frac{1}{\tau_\theta} + \frac{1}{\tau_\omega(a)} = \sigma_\theta^2 + \sigma_\omega^2(a),$$

where  $\sigma_\theta^2 = 1/\tau_\theta$  and  $\sigma_\omega^2(a) = 1/\tau_\omega(a)$ . Furthermore,

$$\begin{aligned} Cov [(\theta + u - \beta a(\theta + f(y)\eta)), z] &= Cov \left[ (\theta + u - \beta a(\theta + f(y)\eta)), \theta + f(y)\eta - \frac{u}{\beta a} \right] \\ &= Cov [\theta(1 - \beta a), \theta] + Cov \left[ u, -\frac{u}{\beta a} \right] - Cov [\beta a f(y)\eta, f(y)\eta] \\ &= (1 - \beta a) \sigma_\theta^2 - \frac{\sigma_u^2}{\beta a} - \beta a f(y)^2 \sigma_\eta^2, \end{aligned}$$



and  $Cov[z, s] = \sigma_\theta^2 + f(y)^2 \sigma_\eta^2$ . Hence,

$$\begin{aligned} c &= \frac{(1 - \beta a)\sigma_\theta^2 - \frac{\sigma_u^2}{\beta a} - \beta a f(y)^2 \sigma_\eta^2}{(\beta + \lambda)(\sigma_\theta^2 + \sigma_\omega^2(a))} - \frac{\lambda a(\sigma_\theta^2 + f(y)^2 \sigma_\eta^2)}{(\beta + \lambda)(\sigma_\theta^2 + \sigma_\omega^2(a))} \\ &= \frac{1}{\beta + \lambda} \left[ \left( 1 - \lambda a - \lambda a \frac{\tau_\theta}{y\tau_\eta} \right) \frac{\tau_\omega(a)}{\tau_\omega(a) + \tau_\theta} - \beta a \right]. \end{aligned}$$

We conclude that, given  $a$ , the optimal values for  $c$  and  $b$  are given by the same functions in (26) and (27) that characterize the parameters  $c$  and  $b$  as a function of  $a$  under the equilibrium usage of information. To go from the optimal trades to the demand schedules that implement them, it then suffices to use the functions defined by (19) and (20). We thus conclude that, for any choice of  $a^T$ , the optimal values of  $\hat{c}^T$  and  $\hat{b}^T$  are given by the functions (10) and (11), as claimed. Q.E.D.

#### Derivation of Condition 14.

As shown above, the welfare losses can be expressed as

$$WL = \frac{\beta + \lambda}{2} \mathbb{E}[(\tilde{x} - x^o)^2] + \frac{\lambda}{2} \mathbb{E}[(x_i - \tilde{x})^2],$$

where  $x^o$  is given by (12). We have also shown above that, for any vector  $(a, \hat{b}, \hat{c})$  describing the demand schedules, there exists a unique vector  $(a, b, c)$  describing the induced trades  $x_i = as_i + b + cz$  at the market-clearing price, and vice versa, where  $z \equiv \theta + f(y)\eta - \frac{u}{\beta a}$  is the endogenous signal contained in the market-clearing price. This also means, when the traders submit the demand schedules corresponding to the vector  $(a, \hat{b}, \hat{c})$ , the aggregate volume of trade at the market-clearing price can be expressed as a function of  $(\theta, \eta, z)$  as follows:  $\tilde{x} = a(\theta + f(y)\eta) + b + cz$ . Therefore, the dispersion of individual trades around the aggregate trade can be expressed as

$$\mathbb{E}[(x_i - \tilde{x})^2] = \mathbb{E}[a^2 f(y)^2 e_i^2] = \frac{a^2}{y\tau_e}.$$

Next, use the fact that, for any  $a$ , the optimal values of  $c$  and  $b$  are given by (26) and (27), along with the fact that  $z \equiv \theta + f(y)\eta - \frac{u}{\beta a}$ , and the fact that  $f(y) = 1/\sqrt{y}$ , to obtain that

$$\tilde{x} = a(\theta + f(y)\eta) + b + cz = \frac{\lambda a(\theta + f(y)\eta) + u - \alpha + \left(1 - \lambda a - \lambda a \frac{\tau_\theta}{y\tau_\eta}\right) \frac{\tau_\omega(a)}{\tau_\omega(a) + \tau_\theta} z}{\beta + \lambda}.$$

Combining the expression for  $\tilde{x}$  derived above with the expression for  $x^o$  in (12), we have that

$$\mathbb{E}[(\tilde{x} - x^o)^2] = \mathbb{E} \left[ \left( \frac{\lambda a(\theta + f(y)\eta) + u - \alpha + \left(1 - \lambda a - \lambda a \frac{\tau_\theta}{y\tau_\eta}\right) \frac{\tau_\omega(a)}{\tau_\omega(a) + \tau_\theta} z}{\beta + \lambda} - \frac{\theta - \alpha + u}{\beta + \lambda} \right)^2 \right].$$

Simplifying, we have that

$$\mathbb{E}[(\tilde{x} - x^o)^2] = \mathbb{E} \left[ \left( \frac{\lambda a f(y) \eta}{\beta + \lambda} + \frac{\left(1 - \lambda a - \lambda a \frac{\tau_\theta}{y \tau_\eta}\right) \frac{\tau_\omega(a)}{\tau_\omega(a) + \tau_\theta} (z - \theta)}{\beta + \lambda} - \frac{\left[1 - \lambda a - \left(1 - \lambda a - \lambda a \frac{\tau_\theta}{y \tau_\eta}\right) \frac{\tau_\omega(a)}{\tau_\omega(a) + \tau_\theta}\right] \theta}{\beta + \lambda} \right)^2 \right].$$

Using the fact that  $f(y) = 1/\sqrt{y}$ , and that  $\mathbb{E}[\omega\theta] = \mathbb{E}[\eta\theta] = 0$ , we then have that

$$\begin{aligned} \mathbb{E}[(\tilde{x} - x^o)^2] &= \frac{\left( \left(1 - \lambda a - \lambda a \frac{\tau_\theta}{y \tau_\eta}\right) \frac{\tau_\omega(a)}{\tau_\omega(a) + \tau_\theta} \right)^2}{(\beta + \lambda)^2 \tau_\omega(a)} + \frac{\lambda^2 a^2 + 2\lambda a \left(1 - \lambda a - \lambda a \frac{\tau_\theta}{y \tau_\eta}\right) \frac{\tau_\omega(a)}{\tau_\omega(a) + \tau_\theta}}{(\beta + \lambda)^2 y \tau_\eta} \\ &\quad + \frac{\left(1 - \lambda a - \left(1 - \lambda a - \lambda a \frac{\tau_\theta}{y \tau_\eta}\right) \frac{\tau_\omega(a)}{\tau_\omega(a) + \tau_\theta}\right)^2}{(\beta + \lambda)^2 \tau_\theta}. \end{aligned}$$

Replacing the expressions for  $\mathbb{E}[(x_i - \tilde{x})^2]$  and  $\mathbb{E}[(\tilde{x} - x^o)^2]$  derived above into the formula for the welfare losses, we then have that, for any  $a$ , when  $\hat{b}$  and  $\hat{c}$  are set optimally, the welfare losses can be expressed as

$$\begin{aligned} WL(a, \tau_\omega(a)) &= \frac{\left[ \left(1 - \lambda a - \lambda a \frac{\tau_\theta}{y \tau_\eta}\right) \frac{\tau_\omega(a)}{\tau_\omega(a) + \tau_\theta} \right]^2}{2(\beta + \lambda) \tau_\omega(a)} + \frac{\lambda^2 a^2 + 2\lambda a \left(1 - \lambda a - \lambda a \frac{\tau_\theta}{y \tau_\eta}\right) \frac{\tau_\omega(a)}{\tau_\omega(a) + \tau_\theta}}{2(\beta + \lambda) y \tau_\eta} \\ &\quad + \frac{\left[ 1 - \lambda a - \left(1 - \lambda a - \lambda a \frac{\tau_\theta}{y \tau_\eta}\right) \frac{\tau_\omega(a)}{\tau_\omega(a) + \tau_\theta} \right]^2}{2(\beta + \lambda) \tau_\theta} + \frac{\lambda a^2}{2y\tau_e}. \end{aligned}$$

as claimed in the main text. Q.E.D.

### Proof of Proposition 2.

As shown above, once  $b$  and  $c$  are set optimally as a function of  $a$  to minimize the welfare losses, the latter can be expressed as a function of  $a$  and  $\tau_\omega(a)$ , with the formula for  $WL(a, \tau_\omega(a))$  given by (14), with  $\tau_\omega(a) = (\beta^2 a^2 \tau_u \tau_\eta y) / (\beta^2 a^2 \tau_u + y \tau_\eta)$ . The socially optimal level of  $a$  is thus the one that minimizes  $WL(a, \tau_\omega(a))$  and is given by the FOC

$$\frac{dWL(a, \tau_\omega(a))}{da} = \frac{\partial WL(a, \tau_\omega(a))}{\partial a} + \frac{\partial WL(a, \tau_\omega(a))}{\partial \tau_\omega(a)} \frac{\partial \tau_\omega(a)}{\partial a} = 0.$$

Note that

$$\begin{aligned} \frac{\partial WL(a, \tau_\omega(a))}{\partial a} &= - \frac{\left(1 - \lambda a - \lambda a \frac{\tau_\theta}{y\tau_\eta}\right) \frac{\tau_\omega(a)}{\tau_\omega(a)+\tau_\theta} \left(\lambda \frac{y\tau_\eta+\tau_\theta}{y\tau_\eta} \frac{\tau_\omega(a)}{\tau_\omega(a)+\tau_\theta}\right)}{(\beta + \lambda) \tau_\omega(a)} \\ &+ \frac{\lambda^2 a + \lambda \left(1 - \lambda a - \lambda a \frac{\tau_\theta}{y\tau_\eta}\right) \frac{\tau_\omega(a)}{\tau_\omega(a)+\tau_\theta} - \lambda^2 a \frac{y\tau_\eta+\tau_\theta}{y\tau_\eta} \frac{\tau_\omega(a)}{\tau_\omega(a)+\tau_\theta}}{(\beta + \lambda) y\tau_\eta} \\ &+ \frac{\left[1 - \lambda a - \left(1 - \lambda a - \lambda a \frac{\tau_\theta}{y\tau_\eta}\right) \frac{\tau_\omega(a)}{\tau_\omega(a)+\tau_\theta}\right] \left(-\lambda + \lambda \left(\frac{y\tau_\eta+\tau_\theta}{y\tau_\eta}\right) \frac{\tau_\omega(a)}{\tau_\omega(a)+\tau_\theta}\right)}{(\beta + \lambda) \tau_\theta} + \frac{\lambda a}{y\tau_e}. \end{aligned}$$

and that

$$\begin{aligned} \frac{\partial WL(a, \tau_\omega(a))}{\partial \tau_\omega(a)} &= \frac{\left(1 - \lambda a - \lambda a \frac{\tau_\theta}{y\tau_\eta}\right)^2}{2(\beta + \lambda)} \frac{\tau_\theta - \tau_\omega(a)}{(\tau_\omega(a) + \tau_\theta)^3} + \frac{\lambda a \left(1 - \lambda a - \lambda a \frac{\tau_\theta}{y\tau_\eta}\right)}{(\beta + \lambda) y\tau_\eta} \frac{\tau_\theta}{(\tau_\omega(a) + \tau_\theta)^2} \\ &- \frac{\left[1 - \lambda a - \left(1 - \lambda a - \lambda a \frac{\tau_\theta}{y\tau_\eta}\right) \frac{\tau_\omega(a)}{\tau_\omega(a)+\tau_\theta}\right]}{(\beta + \lambda) \tau_\theta} \left(1 - \lambda a - \lambda a \frac{\tau_\theta}{y\tau_\eta}\right) \frac{\tau_\theta}{(\tau_\omega(a) + \tau_\theta)^2}. \end{aligned}$$

Also note that

$$\frac{\partial \tau_\omega(a)}{\partial a} = \frac{2\beta^2 a y^2 \tau_\eta^2 \tau_u}{(\beta^2 a^2 \tau_u + y\tau_\eta)^2}.$$

Using the expressions above, we obtain that

$$\begin{aligned} \frac{dWL(a, \tau_\omega(a))}{da} &= - \frac{\left(1 - \lambda a - \lambda a \frac{\tau_\theta}{y\tau_\eta}\right) \frac{\tau_\omega(a)}{\tau_\omega(a)+\tau_\theta} \left(\lambda \frac{y\tau_\eta+\tau_\theta}{y\tau_\eta} \frac{\tau_\omega(a)}{\tau_\omega(a)+\tau_\theta}\right)}{(\beta + \lambda) \tau_\omega(a)} + \frac{\lambda a}{y\tau_e} + L(a) \\ &+ \frac{\lambda^2 a + \lambda \left(1 - \lambda a - \lambda a \frac{\tau_\theta}{y\tau_\eta}\right) \frac{\tau_\omega(a)}{\tau_\omega(a)+\tau_\theta} - \lambda^2 a \frac{y\tau_\eta+\tau_\theta}{y\tau_\eta} \frac{\tau_\omega(a)}{\tau_\omega(a)+\tau_\theta}}{(\beta + \lambda) y\tau_\eta} \\ &+ \frac{\left[1 - \lambda a - \left(1 - \lambda a - \lambda a \frac{\tau_\theta}{y\tau_\eta}\right) \frac{\tau_\omega(a)}{\tau_\omega(a)+\tau_\theta}\right] \left(-\lambda + \lambda \left(\frac{y\tau_\eta+\tau_\theta}{y\tau_\eta}\right) \frac{\tau_\omega(a)}{\tau_\omega(a)+\tau_\theta}\right)}{(\beta + \lambda) \tau_\theta} \end{aligned}$$

where

$$\begin{aligned} L(a) &\equiv \frac{\beta^2 a y^2 \tau_\eta^2 \tau_u}{(\beta^2 a^2 \tau_u + y\tau_\eta)^2} \left\{ \frac{\left(1 - \lambda a - \lambda a \frac{\tau_\theta}{y\tau_\eta}\right)^2}{(\beta + \lambda)} \frac{\tau_\theta - \tau_\omega(a)}{(\tau_\omega(a) + \tau_\theta)^3} + \frac{2\lambda a \left(1 - \lambda a - \lambda a \frac{\tau_\theta}{y\tau_\eta}\right)}{(\beta + \lambda) y\tau_\eta} \frac{\tau_\theta}{(\tau_\omega(a) + \tau_\theta)^2} \right. \\ &\left. - \frac{2 \left[1 - \lambda a - \left(1 - \lambda a - \lambda a \frac{\tau_\theta}{y\tau_\eta}\right) \frac{\tau_\omega(a)}{\tau_\omega(a)+\tau_\theta}\right]}{(\beta + \lambda) \tau_\theta} \left(1 - \lambda a - \lambda a \frac{\tau_\theta}{y\tau_\eta}\right) \frac{\tau_\theta}{(\tau_\omega(a) + \tau_\theta)^2} \right\}. \end{aligned}$$

Hence, the first-order-condition  $dWL(a, \tau_\omega(a))/da = 0$  is equivalent to

$$\begin{aligned}
0 &= \lambda a \tau_\epsilon \left( (y\tau_\eta + \tau_\theta)^2 \frac{\tau_\omega(a)}{\tau_\omega(a) + \tau_\theta} \right) + \lambda a y \tau_\eta \tau_\epsilon (\tau_\omega(a) + \tau_\theta) - 2\lambda a \tau_\epsilon (y\tau_\eta + \tau_\theta) \tau_\omega(a) \\
&+ \lambda a \tau_\epsilon \frac{(\tau_\omega(a) + \tau_\theta)}{\tau_\theta} \left( y\tau_\eta - (y\tau_\eta + \tau_\theta) \frac{\tau_\omega(a)}{\tau_\omega(a) + \tau_\theta} \right)^2 + \lambda a y \tau_\eta \tau_\epsilon \frac{y\tau_\eta (\tau_\omega(a) + \tau_\theta) (\beta + \lambda)}{\lambda y \tau_\epsilon} \\
&+ y \tau_\eta \tau_\epsilon \frac{(\beta + \lambda) (\tau_\omega(a) + \tau_\theta) y \tau_\eta L(a)}{\lambda} - y \tau_\eta \tau_\epsilon (y\tau_\eta - \tau_\omega(a))
\end{aligned}$$

from which we obtain that

$$\begin{aligned}
y \tau_\eta \tau_\epsilon (y\tau_\eta - \tau_\omega(a)) &= \lambda a \left\{ y^2 \tau_\eta^2 \tau_\epsilon - \tau_\omega(a) \tau_\epsilon (\tau_\theta + 2y\tau_\eta) + (\tau_\omega(a) + \tau_\theta) y^2 \tau_\eta^2 \right. \\
&\left. + y \tau_\eta \tau_\epsilon \frac{y\tau_\eta (\tau_\omega(a) + \tau_\theta) \beta}{\lambda y \tau_\epsilon} + y \tau_\eta \tau_\epsilon \frac{(\beta + \lambda) (\tau_\omega(a) + \tau_\theta) y \tau_\eta L(a)}{\lambda^2 a} \right\}.
\end{aligned}$$

Letting

$$\Delta(a) \equiv -\tau_\epsilon \frac{y^2 \tau_\eta^2}{\lambda^2 a} \frac{\beta^2 a y^2 \tau_\eta^2 \tau_u}{(\beta^2 a^2 \tau_u + y\tau_\eta)^2} \frac{\left(1 - \lambda a - \lambda a \frac{\tau_\theta}{y\tau_\eta}\right)^2}{(\tau_\omega(a) + \tau_\theta)} < 0$$

and

$$\Xi(a) \equiv \frac{\tau_\epsilon y \tau_\eta^2 (\tau_\omega(a) + \tau_\theta) \beta}{\lambda \tau_\epsilon} > 0,$$

we conclude that  $a^T$  must solve

$$a = \frac{1}{\lambda y^2 \tau_\eta^2 (\tau_\epsilon + \tau_\theta + \tau_\omega(a)) - \tau_\omega(a) \tau_\epsilon (\tau_\theta + 2y\tau_\eta) + \Xi(a) + \Delta(a)}.$$

It is straightforward to verify that

$$\begin{aligned}
\left. \frac{dWL(a, \tau_\omega(a))}{da} \right|_{a=\frac{1}{\lambda}} &= \frac{\lambda \tau_\theta}{(\beta + \lambda) y \tau_\eta (\tau_\omega(a) + \tau_\theta)} \frac{y \tau_\eta}{\beta^2 a^2 \tau_u + y \tau_\eta} \\
&\left( 1 - \frac{\beta^2 a^2 \tau_u}{(\beta^2 a^2 \tau_u + y \tau_\eta)} \times \frac{\tau_\theta}{(\tau_\omega(a) + \tau_\theta)} \right) + \frac{\lambda a}{y \tau_\epsilon} > 0
\end{aligned}$$

and that

$$\begin{aligned}
\left. \frac{dWL(a, \tau_\omega(a))}{da} \right|_{a=0} &= \frac{\frac{\tau_\omega(a)}{\tau_\omega(a) + \tau_\theta} \left( -\lambda \frac{y\tau_\eta + \tau_\theta}{y\tau_\eta} \frac{\tau_\omega(a)}{\tau_\omega(a) + \tau_\theta} \right)}{(\beta + \lambda) \tau_\omega(a)} + \frac{\lambda \left( \frac{\tau_\omega(a)}{\tau_\omega(a) + \tau_\theta} \right)}{(\beta + \lambda) y \tau_\eta} \\
&+ \frac{\left( 1 - \frac{\tau_\omega(a)}{\tau_\omega(a) + \tau_\theta} \right) \left( -\lambda + \lambda \left( \frac{y\tau_\eta + \tau_\theta}{y\tau_\eta} \right) \frac{\tau_\omega(a)}{\tau_\omega(a) + \tau_\theta} \right)}{(\beta + \lambda) \tau_\theta} \\
&\propto \frac{\tau_\omega(a)}{y \tau_\eta} - 1 = -\frac{y \tau_\eta}{\beta^2 a^2 \tau_u + y \tau_\eta} < 0,
\end{aligned}$$

which implies that  $0 < a^T < \frac{1}{\lambda}$ , as claimed in the proposition. Q.E.D.

**Derivation of (16) and (17).**

In the cursed economy, each trader receives a private signal  $s_i = \theta + \underbrace{f(y)\eta + f(y)e_i}_{\equiv \epsilon_i}$  and a public signal  $z = \theta + \underbrace{f(y)\eta}_{\equiv \zeta} + \chi$ , and believes  $p$  to be orthogonal to  $(\theta, \eta)$ .

Following steps similar to those leading to Proposition 1, we have that  $\mathbb{E}[\theta|s_i, z] = \gamma_1 s_i + \gamma_2 z$ ,

where

$$\gamma_1 \equiv \frac{\tau_\epsilon y \tau_\eta (y \tau_\eta - \tau_\zeta)}{y^2 \tau_\eta^2 (\tau_\zeta + \tau_\epsilon + \tau_\theta) - \tau_\zeta \tau_\epsilon (\tau_\theta + 2y \tau_\eta)}$$

and

$$\gamma_2 \equiv \frac{y \tau_\eta \tau_\zeta (y \tau_\eta - \tau_\epsilon)}{y^2 \tau_\eta^2 (\tau_\zeta + \tau_\epsilon + \tau_\theta) - \tau_\epsilon \tau_\zeta (\tau_\theta + 2y \tau_\eta)} = \left(1 - \gamma_1 \frac{\tau_\theta + y \tau_\eta}{y \tau_\eta}\right) \frac{\tau_\zeta}{\tau_\zeta + \tau_\theta}.$$

Observe that the cursed-equilibrium demand schedules must satisfy

$$x_i = \frac{1}{\lambda} (\mathbb{E}[\theta|s_i, z] - p). \quad (30)$$

Now let  $x_i = a_{exo}^* s_i + \hat{b}_{exo}^* + \hat{c}_{exo}^* z - \hat{d}_{exo}^* p$  denote the cursed-equilibrium demand schedules. From the derivations above, we have that  $a_{exo}^* = \gamma_1/\lambda$ ,  $\hat{b}_{exo}^* = 0$ ,  $\hat{c}_{exo}^* = \gamma_2/\lambda$ , and  $\hat{d}_{exo}^* = 1/\lambda$ . Using the formula for  $\gamma_1$  above we have that the formula for  $a_{exo}^*$  is equivalent to the one in (16) in the main text.

Now suppose that the planner can select  $a$  but, given the latter, is constrained to choose  $(\hat{b}, \hat{c}, \hat{d})$  to maintain the same relationship between  $a_{exo}^*$  and  $(\hat{b}_{exo}^*, \hat{c}_{exo}^*, \hat{d}_{exo}^*)$  as in the cursed equilibrium. Using the fact that

$$\gamma_2 = \left(1 - \gamma_1 \frac{\tau_\theta + y \tau_\eta}{y \tau_\eta}\right) \frac{\tau_\zeta}{\tau_\zeta + \tau_\theta},$$

and the fact that  $\gamma_1 = a_{exo}^* \lambda$ , we have that, in the cursed equilibrium, the relationship between  $a_{exo}^*$  and  $(\hat{b}_{exo}^*, \hat{c}_{exo}^*, \hat{d}_{exo}^*)$  is given by  $\hat{b}_{exo}^* = 0$ ,

$$\hat{c}_{exo}^* = \frac{1}{\lambda} \left(1 - \lambda a_{exo}^* \frac{\tau_\theta + y \tau_\eta}{y \tau_\eta}\right) \frac{\tau_\zeta}{\tau_\zeta + \tau_\theta},$$

and  $\hat{d}_{exo}^* = 1/\lambda$ .

The above properties imply that, in the cursed economy, for any choice of  $a$ , the planner is constrained to select demand schedules of the form

$$x_i = \frac{1}{\lambda} \left( \lambda a s_i + \left(1 - \frac{\lambda a (\tau_\theta + y \tau_\eta)}{y \tau_\eta}\right) \frac{\tau_\zeta}{\tau_\zeta + \tau_\theta} z - p \right). \quad (31)$$

The planner then chooses  $a$  to minimize the welfare losses

$$WL = \frac{(\beta + \lambda) \mathbb{E}[(\tilde{x} - x^o)^2] + \lambda \mathbb{E}[(x_i - \tilde{x})^2]}{2}$$

under the above demand schedules, taking into account the market-clearing condition.

Following steps similar to those in the baseline economy, and using the market-clearing condition, we have that, when the traders' demand schedules are given by (31),

$$\begin{aligned} \frac{(\beta + \lambda)}{2} \mathbb{E}[(\tilde{x} - x^o)^2] &= \frac{\left( \left( 1 - \frac{\lambda a(y\tau_\eta + \tau_\theta)}{y\tau_\eta} \right) \frac{\tau_\zeta}{\tau_\zeta + \tau_\theta} \right)^2}{(\beta + \lambda)^2 \tau_\zeta} + \frac{\lambda^2 a^2 + 2\lambda a \left( 1 - \frac{\lambda a(y\tau_\eta + \tau_\theta)}{y\tau_\eta} \right) \frac{\tau_\zeta}{\tau_\zeta + \tau_\theta}}{(\beta + \lambda)^2 y\tau_\eta} \\ &\quad + \frac{\left( 1 - \lambda a - \left( 1 - \frac{\lambda a(y\tau_\eta + \tau_\theta)}{y\tau_\eta} \right) \frac{\tau_\zeta}{\tau_\zeta + \tau_\theta} \right)^2}{(\beta + \lambda)^2 \tau_\theta} \end{aligned}$$

and  $\frac{\lambda \mathbb{E}[(x_i - \tilde{x})^2]}{2} = \frac{\lambda a^2}{2y\tau_e}$ .

This means that, for any  $a$ , the welfare losses are equal to

$$\begin{aligned} WL &= \frac{\left[ \left( 1 - \frac{\lambda a(y\tau_\eta + \tau_\theta)}{y\tau_\eta} \right) \frac{\tau_\zeta}{\tau_\zeta + \tau_\theta} \right]^2}{2(\beta + \lambda) \tau_\zeta} + \frac{\lambda^2 a^2 + 2\lambda a \left( 1 - \frac{\lambda a(y\tau_\eta + \tau_\theta)}{y\tau_\eta} \right) \frac{\tau_\zeta}{\tau_\zeta + \tau_\theta}}{2(\beta + \lambda) y\tau_\eta} \\ &\quad + \frac{\left[ 1 - \lambda a - \left( 1 - \frac{\lambda a(y\tau_\eta + \tau_\theta)}{y\tau_\eta} \right) \frac{\tau_\zeta}{\tau_\zeta + \tau_\theta} \right]^2}{2(\beta + \lambda) \tau_\theta} + \frac{\lambda a^2}{2y\tau_e}. \end{aligned}$$

Following steps similar to those in the proof of Proposition 2, we then have that the value of  $a$  that minimizes the above welfare losses is equal to

$$a_{exo}^T = \frac{1}{\lambda} \frac{\tau_\epsilon y \tau_\eta (y \tau_\eta - \tau_\zeta)}{y^2 \tau_\eta^2 (\tau_\epsilon + \tau_\theta + \tau_\zeta) - \tau_\zeta \tau_\epsilon (\tau_\theta + 2y\tau_\eta) + \frac{\tau_\epsilon y \tau_\eta^2 (\tau_\zeta + \tau_\theta) \beta}{\lambda \tau_e}}$$

as claimed in (17). Q.E.D.

**Lemma 2.**  $c^* = 0$  if and only if  $\Xi(a^*) + \Delta(a^*) = 0$ .

*Proof of Lemma 2.* Recall that  $c^*$  is given by

$$c^* = \frac{1}{\beta + \lambda} \left( \left( 1 - \lambda a^* - \lambda a^* \frac{\tau_\theta}{y\tau_\eta} \right) \frac{\tau_\omega(a^*)}{\tau_\theta + \tau_\omega(a^*)} - \beta a^* \right) = \frac{1}{\beta + \lambda} (\gamma_2(a^*) - \beta a^*),$$

whereas the externalities are given by

$$\Delta(a) \equiv -\frac{\tau_\epsilon \beta^2 a y^4 \tau_\eta^4 \tau_u \left( 1 - \lambda a - \lambda a \frac{\tau_\theta}{y\tau_\eta} \right)^2}{\lambda^2 a (\beta^2 a^2 \tau_u + y\tau_\eta)^2 (\tau_\omega(a) + \tau_\theta)} \quad \text{and} \quad \Xi(a) \equiv \frac{\tau_\epsilon y \tau_\eta^2 (\tau_\omega(a) + \tau_\theta) \beta}{\lambda \tau_e}.$$

We prove the lemma in two steps. First we show that, if  $c^* = 0$ , then  $\Xi(a^*) + \Delta(a^*) = 0$ . To see this, use the formula for  $c^*$  above to verify that, when  $c^* = 0$ , then  $\beta a^* = \gamma_2(a^*)$ . Using the fact that

$$\begin{aligned}
a^* &= \frac{1}{\lambda} \frac{\tau_\epsilon y \tau_\eta (y \tau_\eta - \tau_\omega(a^*))}{y^2 \tau_\eta^2 (\tau_\omega(a^*) + \tau_\epsilon + \tau_\theta) - \tau_\omega(a^*) \tau_\epsilon (\tau_\theta + 2y \tau_\eta)}, \\
\gamma_2(a^*) &= \frac{\tau_\omega(a^*) (y^2 \tau_\eta^2 - \tau_\epsilon y \tau_\eta)}{y^2 \tau_\eta^2 (\tau_\omega(a^*) + \tau_\epsilon + \tau_\theta) - \tau_\omega(a^*) \tau_\epsilon (\tau_\theta + 2y \tau_\eta)}, \\
\tau_\epsilon &= \frac{y \tau_\epsilon \tau_\eta}{\tau_\epsilon + \tau_\eta}, \\
\tau_\omega(a^*) &= \frac{\beta^2 a^{*2} y \tau_\eta \tau_u}{\beta^2 a^{*2} \tau_u + y \tau_\eta},
\end{aligned}$$

we then have that, when  $c^* = 0$ ,

$$\beta = \frac{\gamma_2(a^*)}{a^*} = \lambda \frac{\tau_\omega(a^*) (y^2 \tau_\eta^2 - \tau_\epsilon y \tau_\eta)}{\tau_\epsilon y \tau_\eta (y \tau_\eta - \tau_\omega(a^*))} = \lambda \frac{\tau_\omega(a^*) \left( y \tau_\eta - \frac{y \tau_\epsilon \tau_\eta}{\tau_\epsilon + \tau_\eta} \right)}{\frac{y \tau_\epsilon \tau_\eta}{\tau_\epsilon + \tau_\eta} (y \tau_\eta - \tau_\omega(a^*))}.$$

Using the formula for  $\tau_\omega(a^*)$  we then have that

$$\beta = \lambda \frac{\frac{\beta^2 a^{*2} y \tau_\eta \tau_u}{\beta^2 a^{*2} \tau_u + y \tau_\eta} \left( \frac{y \tau_\eta^2}{\tau_\epsilon + \tau_\eta} \right)}{\frac{y \tau_\epsilon \tau_\eta}{\tau_\epsilon + \tau_\eta} \left( y \tau_\eta - \frac{\beta^2 a^{*2} y \tau_\eta \tau_u}{\beta^2 a^{*2} \tau_u + y \tau_\eta} \right)} = \lambda \frac{\beta^2 a^{*2} y \tau_\eta \tau_u \tau_\eta}{\tau_\epsilon (y^2 \tau_\eta^2)} = \lambda \frac{\beta^2 a^{*2} \tau_u}{\tau_\epsilon y}$$

from which we obtain that  $\beta = (y \tau_\epsilon) / (\lambda a^{*2} \tau_u)$ .

Furthermore, using the expression for  $c^*$  above, we have that, when  $c^* = 0$ ,

$$\left( 1 - \lambda a^* - \lambda a^* \frac{\tau_\theta}{y \tau_\eta} \right) \frac{\tau_\omega(a^*)}{\tau_\theta + \tau_\omega(a^*)} = \beta a^*.$$

Replacing the above expression into the formula for the two externalities, we thus have that

$$\Delta(a^*) + \Xi(a^*) = \frac{\tau_\epsilon y \tau_\eta^2 (\tau_\omega(a^*) + \tau_\theta) \beta}{\lambda \tau_\epsilon} - \tau_\epsilon \frac{y^2 \tau_\eta^2 (\tau_\theta + \tau_\omega(a^*))}{\lambda^2 a^{*2} a^* \tau_u}.$$

Using the expression for  $\beta$  above, we then have that

$$\begin{aligned}
\Delta(a^*) + \Xi(a^*) &= \frac{\tau_\epsilon y \tau_\eta^2 (\tau_\omega(a^*) + \tau_\theta) \frac{y \tau_\epsilon}{\lambda a^{*2} \tau_u}}{\lambda \tau_\epsilon} - \frac{\tau_\epsilon y^2 \tau_\eta^2 (\tau_\theta + \tau_\omega(a^*))}{\lambda^2 a^{*2} a^* \tau_u} \\
&= \frac{\tau_\epsilon y^2 \tau_\eta^2}{\lambda^2 a^{*2}} \left( \frac{(\tau_\omega(a^*) + \tau_\theta)}{a^* \tau_u} - \frac{(\tau_\theta + \tau_\omega(a^*))}{a^* \tau_u} \right) = 0.
\end{aligned}$$

Next, we prove the converse. We show that, if  $\Delta(a^*) + \Xi(a^*) = 0$ , then  $c^* = 0$ . To see this note that, when the sum of the two externalities is zero, then

$$\Delta(a^*) + \Xi(a^*) = \frac{\tau_\epsilon y \tau_\eta^2 (\tau_\omega(a^*) + \tau_\theta) \beta}{\lambda \tau_\epsilon} - \frac{\tau_\epsilon y^4 \tau_\eta^4 \beta^2 a^* \tau_u \left( 1 - \lambda a^* - \lambda a^* \frac{\tau_\theta}{y \tau_\eta} \right)^2}{\lambda^2 a^{*2} (\beta^2 a^{*2} \tau_u + y \tau_\eta)^2 (\tau_\omega(a^*) + \tau_\theta)} = 0.$$

Using the various expressions above we then have that

$$\frac{(\tau_\omega(a^*) + \tau_\theta) \beta}{y\tau_\epsilon} - \frac{1}{\lambda a^*} \frac{\tau_\omega(a^*)^2 \left(1 - \lambda a^* - \lambda a^* \frac{\tau_\theta}{y\tau_\eta}\right)^2}{\beta^2 a^{*3} \tau_u (\tau_\omega(a^*) + \tau_\theta)} = 0$$

or, equivalently,

$$\frac{\beta a^*}{y\tau_\epsilon} - \frac{1}{\gamma_1(a^*)} \frac{\gamma_2(a^*)^2}{\beta^2 a^{*2} \tau_u} = 0,$$

from which we obtain that

$$\beta a^* = \frac{\tau_\omega(a^*) (y\tau_\eta - \tau_\epsilon)}{\tau_\epsilon (y\tau_\eta - \tau_\omega(a^*))} \frac{y\tau_\epsilon}{\beta^2 a^{*2} \tau_u} \gamma_2(a^*) = \frac{\beta^2 a^{*2} \tau_u}{\tau_\epsilon y} \frac{y\tau_\epsilon}{\beta^2 a^{*2} \tau_u} \gamma_2(a^*) = \gamma_2(a^*).$$

Hence, if  $\Delta(a^*) + \Xi(a^*) = 0$ , it must be that  $\beta a^* = \gamma_2(a^*)$ . But this means that  $c^* = 0$ . Q.E.D.

### Proof of Proposition 3.

Under the proposed policy, each trader's demand schedule must satisfy the optimality condition

$$X_i(p; I_i) = \frac{1}{\lambda + \delta} (\mathbb{E}[\theta | I_i, p] - (1 + t_p)p + t_0).$$

For any vector  $(a, \hat{b}, \hat{c})$ , when all traders submit affine demand schedules  $x_i = as_i + \hat{b} - \hat{c}p$ , the equilibrium price then continues to satisfy the same representation as in (3) but with  $(a^*, \hat{b}^*, \hat{c}^*)$  replaced by  $(a, \hat{b}, \hat{c})$ . This also means that the equilibrium trades can be expressed as a function of the endogenous public signal  $z$ , as in the laissez-faire equilibrium with no policy. Letting  $x_i = as_i + b + cz$  denote the trades generated by the demand schedules  $x_i = as_i + \hat{b} - \hat{c}p$  (with  $z$  representing the endogenous public signal contained in the market-clearing price), we then have that the functions that map the coefficients  $\hat{c}$  and  $\hat{b}$  in the demand schedules into the coefficients  $c$  and  $b$  in the induced trades continue to be given by (10) and (11). Using the fact that  $\mathbb{E}[\theta | s_i, z] = \gamma_1(\tau_\omega(a))s_i + \gamma_2(\tau_\omega(a))z$ , with the functions  $\gamma_1$  and  $\gamma_2$  as defined in (7) and (8), along with the fact that the market-clearing price satisfies  $p = \alpha + \beta b + \beta(a + c)z$  as shown in (21), we then have that the equilibrium trades must satisfy

$$\begin{aligned} x_i &= \frac{1}{\lambda + \delta} [\gamma_1(\tau_\omega(a))s_i + \gamma_2(\tau_\omega(a))z - (1 + t_p)\alpha - (1 + t_p)\beta b - (1 + t_p)\beta(a + c)z + t_0] \\ &= \frac{1}{\lambda + \delta} \{ \gamma_1(\tau_\omega(a))s_i - (1 + t_p)(\alpha + \beta b) + [\gamma_2(\tau_\omega(a)) - (1 + t_p)\beta(a + c)]z + t_0 \}. \end{aligned}$$

The sensitivity of the equilibrium trades to private information  $s_i$  under the proposed policy thus satisfies  $a = \gamma_1(\tau_\omega(a))/(\lambda + \gamma)$ . Using the formula for  $\gamma_1$  in (7), we then have that the equilibrium value of  $a$  under the proposed policy is the unique solution to the following equation:

$$a = \frac{1}{\lambda + \delta} \frac{\tau_\epsilon y^2 \tau_\eta^2 - \tau_\omega(a) \tau_\epsilon y \tau_\eta}{y^2 \tau_\eta^2 (\tau_\omega(a) + \tau_\epsilon + \tau_\theta) - \tau_\omega(a) \tau_\epsilon (\tau_\theta + 2y\tau_\eta)}.$$



Finally, the equilibrium value of  $b$  is given by the unique solution to

$$b = \frac{-(1+t_p)(\alpha + \beta b) + t_0}{\lambda + \delta}$$

which is equal to

$$b = \frac{t_0 - (1+t_p)\alpha}{\lambda + \delta + (1+t_p)\beta}.$$

The equilibrium value of  $c$ , instead, is given by the unique solution to

$$c = \frac{1}{\lambda + \delta} [\gamma_2(\tau_\omega(a)) - (1+t_p)\beta(a+c)]$$

which is equal to

$$c = \frac{\gamma_2(\tau_\omega(a)) - (1+t_p)\beta a}{\lambda + \delta + (1+t_p)\beta}.$$

Now recall that the sensitivity  $a^T$  of the efficient trades to private information is given by the unique solution to

$$a = \frac{1}{\lambda y^2 \tau_\eta^2 (\tau_\epsilon + \tau_\theta + \tau_\omega(a)) - \tau_\omega(a) \tau_\epsilon (\tau_\theta + 2y\tau_\eta) + \Xi(a) + \Delta(a)} \tau_\epsilon y \tau_\eta (y\tau_\eta - \tau_\omega(a)).$$

Therefore, the equilibrium value  $a$  under the proposed policy coincides with the efficient level  $a^T$  if and only if  $\delta$  satisfies

$$\begin{aligned} & (\lambda + \delta) [y^2 \tau_\eta^2 (\tau_\omega(a^T) + \tau_\epsilon + \tau_\theta) - \tau_\omega(a^T) \tau_\epsilon (\tau_\theta + 2y\tau_\eta)] \\ &= \lambda [y^2 \tau_\eta^2 (\tau_\epsilon + \tau_\theta + \tau_\omega(a^T)) - \tau_\omega(a^T) \tau_\epsilon (\tau_\theta + 2y\tau_\eta) + \Xi(a^T) + \Delta(a^T)], \end{aligned}$$

from which we obtain that

$$\delta = \frac{\lambda (\Xi(a^T) + \Delta(a^T))}{y^2 \tau_\eta^2 (\tau_\omega(a^T) + \tau_\epsilon + \tau_\theta) - \tau_\omega(a^T) \tau_\epsilon (\tau_\theta + 2y\tau_\eta)}.$$

Now recall that, given  $a^T$ , the other two coefficients  $c^T$  and  $b^T$  describing the efficient trades are given by the functions in (26) and (27), implying that

$$c^T = \frac{1}{\beta + \lambda} \left( \left( 1 - \lambda a^T - \lambda a^T \frac{\tau_\theta}{y\tau_\eta} \right) \frac{\tau_\omega(a^T)}{\tau_\omega(a^T) + \tau_\theta} - \beta a^T \right)$$

and  $b^T = -\alpha/(\beta + \lambda)$ . Hence, for the equilibrium levels of  $c$  and  $b$  under the proposed policy to coincide with the efficient levels it must be that

$$\frac{\gamma_2(\tau_\omega(a^T)) - (1+t_p)\beta a^T}{\lambda + \delta + (1+t_p)\beta} = \frac{1}{\beta + \lambda} \left( \left( 1 - \lambda a^T - \lambda a^T \frac{\tau_\theta}{y\tau_\eta} \right) \frac{\tau_\omega(a^T)}{\tau_\omega(a^T) + \tau_\theta} - \beta a^T \right)$$

and

$$\frac{t_0 - (1+t_p)\alpha}{\lambda + \delta + (1+t_p)\beta} = -\frac{\alpha}{\beta + \lambda}$$

It is easy to see that the above two equations are satisfied when

$$t_p = \frac{\gamma_2(\tau_\omega(a^T)) - \frac{\lambda + \delta + \beta}{\beta + \lambda} \left[ \left( 1 - \lambda a - \lambda a \frac{\tau_\theta}{y\tau_\eta} \right) \frac{\tau_\omega(a)}{\tau_\omega(a) + \tau_\theta} - \beta a \right] - \beta a^T}{\beta \left\{ \frac{1}{\beta + \lambda} \left[ \left( 1 - \lambda a - \lambda a \frac{\tau_\theta}{y\tau_\eta} \right) \frac{\tau_\omega(a)}{\tau_\omega(a) + \tau_\theta} - \beta a \right] + a^T \right\}}$$

and

$$t_0 = (1 + t_p)\alpha - \frac{\alpha [\lambda + \delta + (1 + t_p)\beta]}{\beta + \lambda}.$$

Q.E.D.

#### Proof of Proposition 4.

When all traders other than  $i$  acquire information of quality  $\bar{y}$  and then submit the demand schedules corresponding to  $(a^T, \hat{b}^T, \hat{c}^T)$ , irrespectively of the information acquired by trader  $i$  and of the demand schedule submitted by the latter, the equilibrium price is given by

$$p(\theta, u, \eta; \bar{y}) = \alpha + \beta b^T + \beta(a^T + c^T)z(\theta, u, \eta; \bar{y})$$

where  $b^T$  and  $c^T$  are the coefficients obtained from  $(a^T, \hat{b}^T, \hat{c}^T)$  using the functions (19) and (20), and where  $z(\theta, u, \eta; \bar{y}) \equiv \theta + f(\bar{y})\eta - u/\beta a^T$ .<sup>24</sup> Furthermore, the aggregate level of trade is equal

$$\tilde{X}(\theta, u, \eta; \bar{y}) = a^T[\theta + f(\bar{y})\eta] + b^T + c^T z(\theta, u, \eta; \bar{y})$$

whereas the level of trade for agent  $i$  when he acquires information of quality  $y_i$  and then submits the demand schedule corresponding to the coefficients  $(a^T, \hat{b}^T, \hat{c}^T)$  is equal to

$$X_i(\theta, u, \eta, e_i; \bar{y}, y_i) = a^T \underbrace{[\theta + f(y_i)e_i + f(y_i)\eta]}_{s_i} + b^T + c^T z(\theta, u, \eta; \bar{y}).$$

It follows that, when all traders other than  $i$  acquire information of quality  $\bar{y}$ , trader  $i$  acquires information of quality  $y_i$  and all traders, including trader  $i$ , submit the demand schedules corresponding to  $(a^T, \hat{b}^T, \hat{c}^T)$ , trader  $i$ 's ex-ante gross payoff is equal to

$$\mathbb{E}[\pi_i^T; \bar{y}, y_i] = \mathbb{E} \left[ (\theta - p(\theta, u, \eta; \bar{y})) X_i(\theta, u, \eta, e_i; \bar{y}, y_i) - \frac{\lambda}{2} X_i^2(\theta, u, \eta, e_i; \bar{y}, y_i) \right].$$

Using the fact that the market-clearing price must also be consistent with the inverse-supply function and hence satisfy  $p = \alpha - u + \beta \tilde{X}(\theta, u, \eta; \bar{y})$ , we then have that

$$\mathbb{E}[\pi_i^T; \bar{y}, y_i] = \mathbb{E}_{\theta, u, \eta} \left[ \left( \theta - \alpha + u - \beta \tilde{X}(\theta, u, \eta; \bar{y}) \right) \mathbb{E}[x_i | \theta, u, \eta; \bar{y}, y_i] - \frac{\lambda}{2} \mathbb{E}[x_i^2 | \theta, u, \eta; \bar{y}, y_i] \right]$$

or, equivalently,

$$\mathbb{E}[\pi_i^T; \bar{y}, y_i] = \mathbb{E}_{\theta, u, \eta} \left[ \left( \theta - \alpha + u - \beta \tilde{X}(\theta, u, \eta; \bar{y}) \right) \mathbb{E}[x_i | \theta, u, \eta; \bar{y}, y_i] - \frac{\lambda}{2} \text{Var}[x_i | \theta, \eta, u; \bar{y}, y_i] - \frac{\lambda}{2} (\mathbb{E}[x_i | \theta, \eta, u; \bar{y}, y_i])^2 \right],$$

where

$$\begin{aligned} \mathbb{E}[x_i | \theta, u, \eta; \bar{y}, y_i] &\equiv \mathbb{E}[X_i(\theta, u, \eta, e_i; \bar{y}, y_i) | \theta, u, \eta; \bar{y}, y_i], \\ \mathbb{E}[x_i^2 | \theta, u, \eta; \bar{y}, y_i] &\equiv \mathbb{E} \left[ (X_i(\theta, u, \eta, e_i; \bar{y}, y_i))^2 | \theta, u, \eta; \bar{y}, y_i \right], \end{aligned}$$

<sup>24</sup>Observe that the functions (19) and (20) do not depend on  $y$  and hence  $c^T$  and  $b^T$  do not depend on  $y$ .

and

$$\text{Var}[x_i|\theta, \eta, u; \bar{y}, y_i] \equiv \mathbb{E}[x_i^2|\theta, u, \eta; \bar{y}, y_i] - (\mathbb{E}[x_i|\theta, u, \eta; \bar{y}, y_i])^2.$$

Using the fact that

$$\mathbb{E}[x_i|\theta, u, \eta; \bar{y}, y_i] = a^T[\theta + f(y_i)\eta] + b^T + c^T z(\theta, u, \eta; \bar{y})$$

and

$$\text{Var}[x_i|\theta, \eta, u; \bar{y}, y_i] = (a^T f(y_i))^2 / \tau_e,$$

we have that

$$\begin{aligned} \frac{\partial \mathbb{E}[\pi_i^T; \bar{y}, y_i]}{\partial y_i} &= \mathbb{E}_{\theta, \eta, u} \left[ \left( \theta - \alpha + u - \beta \tilde{X}(\theta, u, \eta; \bar{y}) \right) a^T f'(y_i) \eta \right] - \lambda \frac{(a^T)^2}{\tau_e} f(y_i) f'(y_i) \\ &\quad - \lambda \mathbb{E}_{\theta, \eta, u} \left[ (a^T[\theta + f(y_i)\eta] + b^T + c^T z(\theta, u, \eta; \bar{y})) a^T f'(y_i) \eta \right] \\ &= -a^T \beta \mathbb{E}_{\theta, \eta, u} \left[ \tilde{X}(\theta, u, \eta; \bar{y}) \eta \right] f'(y_i) - \lambda \frac{(a^T)^2}{\tau_e} f(y_i) f'(y_i) \\ &\quad - \lambda (a^T)^2 f(y_i) f'(y_i) \frac{1}{\tau_\eta} - \lambda a^T c^T \mathbb{E}_{\theta, \eta, u} [z(\theta, u, \eta; \bar{y}) \eta] f'(y_i). \end{aligned}$$

Using the fact that

$$\mathbb{E}_{\theta, \eta, u} \left[ \tilde{X}(\theta, u, \eta; \bar{y}) \eta \right] = \frac{a^T f(\bar{y})}{\tau_n} + c^T \mathbb{E}_{\theta, \eta, u} [z(\theta, u, \eta; \bar{y}) \eta]$$

and

$$\mathbb{E}_{\theta, \eta, u} [z(\theta, u, \eta; \bar{y}) \eta] = \frac{f(\bar{y})}{\tau_n},$$

we then have that

$$\begin{aligned} \frac{\partial \mathbb{E}[\pi_i^T; \bar{y}, y_i]}{\partial y_i} &= -a^T \beta \left[ a^T f(\bar{y}) \frac{1}{\tau_n} + c^T f(\bar{y}) \frac{1}{\tau_n} \right] f'(y_i) - \lambda \frac{(a^T)^2}{\tau_e} f(y_i) f'(y_i) \\ &\quad - \lambda (a^T)^2 f(y_i) f'(y_i) \frac{1}{\tau_\eta} - \lambda a^T c^T f(\bar{y}) \frac{1}{\tau_n} f'(y_i). \end{aligned} \quad (32)$$

We conclude that

$$\begin{aligned} \frac{\partial \mathbb{E}[\pi_i^T; \bar{y}, y_i]}{\partial y_i} \Big|_{y_i=\bar{y}} &= -a^T \beta \left[ a^T f(\bar{y}) \frac{1}{\tau_n} + c^T f(\bar{y}) \frac{1}{\tau_n} \right] f'(\bar{y}) - \lambda \frac{(a^T)^2}{\tau_e} f(\bar{y}) f'(\bar{y}) \\ &\quad - \lambda (a^T)^2 f(\bar{y}) f'(\bar{y}) \frac{1}{\tau_\eta} - \lambda a^T c^T f(\bar{y}) \frac{1}{\tau_n} f'(\bar{y}) \\ &= -f(\bar{y}) f'(\bar{y}) a^T \left[ \lambda \frac{a^T}{\tau_e} + (\beta + \lambda)(a^T + c^T) \frac{1}{\tau_\eta} \right]. \end{aligned} \quad (33)$$

Next, observe that, when trader  $i$  also acquires information of quality  $\bar{y}$  and all traders submit the demand schedules corresponding to  $(a^T, \hat{b}^T, \hat{c}^T)$ ,

$$\mathbb{E}[\pi_i^T; \bar{y}, \bar{y}] = \mathbb{E}_{\theta, u, \eta} \left[ \left( \theta - \alpha + u - \beta \tilde{X}(\theta, u, \eta; \bar{y}) \right) \tilde{X}(\theta, u, \eta; \bar{y}) - \frac{\lambda (a^T f(\bar{y}))^2}{2 \tau_e} - \frac{\lambda}{2} \left( \tilde{X}(\theta, u, \eta; \bar{y}) \right)^2 \right].$$

Now observe that, when all traders acquire information of quality  $\bar{y}$  and submit the demand schedules corresponding to  $(a^T, \hat{b}^T, \hat{c}^T)$ , the ex-ante payoff of the representative liquidity sup-

plier (which the planner accounts for in the computation of welfare) is equal to

$$\begin{aligned}\mathbb{E}[\Pi; \bar{y}] &= \mathbb{E}_{\theta, u, \eta} \left[ (p(\theta, u, \eta; \bar{y}) - \alpha + u) \tilde{X}(\theta, u, \eta; \bar{y}) - \frac{\beta}{2} \left( \tilde{X}(\theta, u, \eta; \bar{y}) \right)^2 \right] \\ &= \frac{\beta}{2} \mathbb{E}_{\theta, u, \eta} \left[ \left( \tilde{X}(\theta, u, \eta; \bar{y}) \right)^2 \right],\end{aligned}$$

where we used the fact that  $p(\theta, u, \eta; \bar{y}) = \alpha - u + \beta \tilde{X}(\theta, u, \eta; \bar{y})$ . We thus have that, when all traders acquire information of quality  $\bar{y}$  and submit the demand schedules corresponding to  $(a^T, \hat{b}^T, \hat{c}^T)$ , ex-ante welfare is equal to

$$\begin{aligned}\mathbb{E}[W^T; \bar{y}] &= \mathbb{E}[\pi_i^T; \bar{y}, \bar{y}] + \mathbb{E}[\Pi; \bar{y}] \\ &= \mathbb{E}_{\theta, u, \eta} \left[ (\theta - \alpha + u) \tilde{X}(\theta, u, \eta; \bar{y}) - \frac{\lambda}{2} \frac{(a^T f(\bar{y}))^2}{\tau_e} - \frac{\lambda + \beta}{2} \left( \tilde{X}(\theta, u, \eta; \bar{y}) \right)^2 \right].\end{aligned}$$

Hence,

$$\frac{d\mathbb{E}[W^T; \bar{y}]}{d\bar{y}} = \mathbb{E}_{\theta, \eta, u} \left[ \begin{array}{c} (\theta - \alpha + u) \frac{\partial \tilde{X}(\theta, u, \eta; \bar{y})}{\partial \bar{y}} - \frac{\lambda (a^T)^2 f(\bar{y}) f'(\bar{y})}{\tau_e} \\ - (\lambda + \beta) \tilde{X}(\theta, u, \eta; \bar{y}) \frac{\partial \tilde{X}(\theta, u, \eta; \bar{y})}{\partial \bar{y}} \end{array} \right],$$

where

$$\frac{\partial \tilde{X}(\theta, u, \eta; \bar{y})}{\partial \bar{y}} = (a^T + c^T) f'(\bar{y}) \eta.$$

It follows that

$$\frac{d\mathbb{E}[W^T; \bar{y}]}{d\bar{y}} = - \frac{\lambda (a^T)^2 f(\bar{y}) f'(\bar{y})}{\tau_e} - (\lambda + \beta) (a^T + c^T) f'(\bar{y}) \mathbb{E}_{\theta, \eta, u} \left[ \tilde{X}(\theta, u, \eta; \bar{y}) \eta \right].$$

Using the fact that

$$\mathbb{E}_{\theta, \eta, u} \left[ \tilde{X}(\theta, u, \eta; \bar{y}) \eta \right] = (a^T + c^T) f(\bar{y}) \frac{1}{\tau_n},$$

we thus have that

$$\frac{d\mathbb{E}[W^T; \bar{y}]}{d\bar{y}} = - \frac{\lambda (a^T)^2 f(\bar{y}) f'(\bar{y})}{\tau_e} - (\lambda + \beta) (a^T + c^T)^2 f'(\bar{y}) f(\bar{y}) \frac{1}{\tau_n}. \quad (34)$$

Comparing (33) with (34), we thus have that, when  $c^T < 0$ ,

$$\left. \frac{\partial \mathbb{E}[\pi_i^T; \bar{y}, y_i]}{\partial y_i} \right|_{y_i = \bar{y}} > \frac{d\mathbb{E}[W^T; \bar{y}]}{d\bar{y}},$$

whereas the opposite inequality holds when  $c^T > 0$ . Finally, use Condition (20) to observe that  $\hat{c}^T = -\frac{c^T}{\beta(a^T + c^T)}$  and Condition (26), along with the formula for  $\tau_\omega(a)$ , to observe that  $a^T + c^T > 0$ . Jointly, the last two conditions imply that  $\text{sgn}(\hat{c}^T) = -\text{sgn}(c^T)$  thus completing the proof. Q.E.D.

### Proof of Proposition 5.

We start by establishing the (global) concavity of  $\mathbb{E}[\pi_i^T; \bar{y}, y_i]$  and  $\mathbb{E}[W^T; \bar{y}]$  in  $y_i$  and  $\bar{y}$ , respectively. Recall that the coefficients defining the equilibrium trades as a function of the private

signals  $s_i$  and the endogenous public signal  $z$  are kept constant in both cases at  $(a^T, b^T, c^T)$ , where  $(a^T, b^T, c^T)$  is the vector defining the efficient trades when the quality of private information is  $y^T$ . Using (32), we have that

$$\begin{aligned} \frac{\partial^2 \mathbb{E}[\pi_i^T; \bar{y}, y_i]}{\partial y_i^2} &= -a^T \beta f(\bar{y}) \frac{1}{\tau_\eta} (a^T + c^T) f''(y_i) - \lambda (a^T)^2 \left[ \frac{1}{\tau_e} + \frac{1}{\tau_\eta} \right] \frac{\partial}{\partial y_i} (f(y_i) f'(y_i)) \\ &\quad - \lambda a^T c^T f(\bar{y}) \frac{1}{\tau_\eta} f''(y_i) \\ &= -a^T f(\bar{y}) \frac{1}{\tau_\eta} [\beta (a^T + c^T) + \lambda c^T] f''(y_i) - \lambda (a^T)^2 \left[ \frac{1}{\tau_e} + \frac{1}{\tau_\eta} \right] \frac{\partial}{\partial y_i} (f(y_i) f'(y_i)). \end{aligned}$$

Now observe that  $f''(y_i) = 3\sqrt{y_i}/4y_i^3 > 0$  and  $\frac{\partial}{\partial y_i} (f(y_i) f'(y_i)) = 1/y_i^3 > 0$ . Hence,

$$\frac{\partial^2 \mathbb{E}[\pi_i^T; \bar{y}, y_i]}{\partial y_i^2} = -\frac{a^T}{y_i^3 \tau_\eta} \left[ \frac{3\sqrt{y_i}}{4\sqrt{\bar{y}}} (\beta a^T + (\beta + \lambda) c^T) + \lambda a^T \frac{\tau_\eta + \tau_e}{\tau_e} \right].$$

Recall that, irrespective of the sign of  $c^T$ ,  $a^T > 0$  and  $a^T + c^T > 0$ , where the last inequality is established in the proof of Proposition 4. Hence, when  $c^T \geq 0$ , for any  $(\bar{y}, y_i)$ ,  $\partial^2 \mathbb{E}[\pi_i^T; \bar{y}, y_i]/\partial y_i^2 < 0$ . To see that the same inequality holds when  $c^T < 0$ , recall that

$$c^T = \frac{1}{\beta + \lambda} \left[ \left( 1 - \lambda a^T - \lambda a^T \frac{\tau_\theta}{y^T \tau_\eta} \right) \frac{\tau_\omega(a^T)}{\tau_\omega(a^T) + \tau_\theta} - \beta a^T \right].$$

Hence,

$$\beta a^T + (\beta + \lambda) c^T = \left( 1 - \lambda a^T - \lambda a^T \frac{\tau_\theta}{y^T \tau_\eta} \right) \frac{\tau_\omega(a^T)}{\tau_\omega(a^T) + \tau_\theta}.$$

Using

$$\tau_\omega(a^T) = \frac{\beta^2 (a^T)^2 y^T \tau_\eta \tau_u}{\beta^2 (a^T)^2 \tau_u + y^T \tau_\eta},$$

we can rewrite the last condition as

$$\beta a^T + (\beta + \lambda) c^T = \left[ (1 - \lambda a^T) y^T \tau_\eta - \lambda a^T \tau_\theta \right] \frac{\beta^2 (a^T)^2 \tau_u}{\beta^2 (a^T)^2 \tau_u (y^T \tau_\eta + \tau_\theta) + y^T \tau_\eta \tau_\theta}.$$

Hence,

$$\text{sgn}(\beta a^T + (\beta + \lambda) c^T) = \text{sgn}((1 - \lambda a^T) y^T \tau_\eta - \lambda a^T \tau_\theta).$$

Now recall that  $a^T$  solves

$$a^T = \frac{1}{\lambda (y^T)^2 \tau_\eta^2 (\tau_e + \tau_\theta + \tau_\omega(a^T)) - \tau_\omega(a^T) \tau_e (\tau_\theta + 2y^T \tau_\eta) + \Xi(a^T) + \Delta(a^T)} \tau_e y^T \tau_\eta (y^T \tau_\eta - \tau_\omega(a^T)) \quad (35)$$

with  $\tau_e = (y^T \tau_e \tau_\eta) / (\tau_e + \tau_\eta)$  and observe that the numerator in (35) is positive. Because  $a^T > 0$ , as shown above, this means that the denominator in (35) is also positive. Using the fact that

$$(1 - \lambda a^T) y^T \tau_\eta - \lambda a^T \tau_\theta = \frac{y^T \tau_\eta Q}{(y^T)^2 \tau_\eta^2 (\tau_e + \tau_\theta + \tau_\omega(a^T)) - \tau_\omega(a^T) \tau_e (\tau_\theta + 2y^T \tau_\eta) + \Xi(a^T) + \Delta(a^T)}$$

where

$$Q \equiv y^T \tau_\eta (y^T \tau_\eta - \tau_\epsilon) (\tau_\theta + \tau_\omega(a^T)) + \Xi(a^T) + \Delta(a^T),$$

we thus have that

$$\text{sgn}((1 - \lambda a^T) y^T \tau_\eta - \lambda a^T \tau_\theta) = \text{sgn}(Q).$$

Now, using the fact that  $\tau_\epsilon = (y \tau_e \tau_\eta) / (\tau_e + \tau_\eta)$ , we have that  $Q$  can be rewritten as

$$Q = (y^T \tau_\eta)^2 \frac{\tau_\eta}{\tau_e + \tau_\eta} (\tau_\theta + \tau_\omega(a^T)) + \Xi(a^T) + \Delta(a^T)$$

and hence  $\text{sgn}(Q) > 0$  if  $\Xi(a^T) + \Delta(a^T) > 0$ . The latter property holds because, as explained in the main text, when  $c^T < 0$ , then  $\hat{c}^T > 0$  in which case  $\Xi(a^T) + \Delta(a^T) > 0$ . We conclude that, no matter the sign of  $c^T$ , for any  $\bar{y}$ ,  $\mathbb{E}[\pi_i^T; \bar{y}, y_i]$  is strictly concave in  $y_i$ .

Next, consider the concavity of  $\mathbb{E}[W^T; \bar{y}]$  in  $\bar{y}$ . Using (34), we have that

$$\begin{aligned} \frac{d^2 \mathbb{E}[W^T; \bar{y}]}{d\bar{y}^2} &= - \left[ \frac{\lambda (a^T)^2}{\tau_e} + (\lambda + \beta) (a^T + c^T)^2 \frac{1}{\tau_n} \right] \frac{\partial}{\partial \bar{y}} (f(\bar{y}) f'(\bar{y})) \\ &< 0, \end{aligned}$$

where again the inequality follows from the fact that  $\frac{\partial}{\partial \bar{y}} (f(\bar{y}) f'(\bar{y})) > 0$ . Hence  $\mathbb{E}[W^T; \bar{y}]$  is strictly concave in  $\bar{y}$ .

Because  $\mathbb{E}[\pi_i^T; \bar{y}, y_i]$  is strictly concave in  $y_i$ , in equilibrium, all traders acquire information of quality  $y^*$  such that

$$\left. \frac{\partial \mathbb{E}[\pi_i^T; \bar{y}, y_i]}{\partial y_i} \right|_{y_i = \bar{y} = y^*} = C'(y^*).$$

Now recall that the socially-optimal quality of information satisfies

$$\left. \frac{d \mathbb{E}[W^T; \bar{y}]}{d\bar{y}} \right|_{\bar{y} = y^T} = C'(y^T).$$

Because  $\mathbb{E}[W^T; \bar{y}]$  is strictly concave in  $\bar{y}$ , the result in Proposition 4, then imply that, when  $\hat{c}^T < 0$ ,  $y^T > y^*$ , whereas, when  $\hat{c}^T > 0$ ,  $y^T < y^*$ . Q.E.D.

### Proof of Proposition 6.

Under the proposed policy, each trader  $i$ 's ex-ante gross expected payoff when all traders other than  $i$  collect information of quality  $\bar{y}$ , trader  $i$  collects information of quality  $y_i$ , and all traders (including  $i$ ) submit the efficient demand schedules (parametrized by  $(a^T, \hat{b}^T, \hat{c}^T)$ ) is equal to

$$\begin{aligned} \mathbb{E}[\pi_i^T(\bar{y}, y_i); \hat{t}_p] &= \mathbb{E} \left[ \theta x_i - (1 + \hat{t}_p) p x_i - \frac{\lambda}{2} x_i^2 \right] \\ &= \mathbb{E} \left[ \theta x_i - (1 + \hat{t}_p) (\alpha - u + \beta \tilde{x}) x_i - \frac{\lambda}{2} x_i^2 \right] \end{aligned}$$

with

$$x_i = X_i(\theta, u, \eta, e_i; \bar{y}, y_i) = a^T \underbrace{[\theta + f(y_i)e_i + f(y_i)\eta]}_{s_i} + b^T + c^T \left( \theta + f(\bar{y})\eta - \frac{u}{\beta a^T} \right),$$

$$p = P(\theta, u, \eta; \bar{y}) = \alpha - u + \beta X(\theta, u, \eta; \bar{y}),$$

and

$$\tilde{x} = X(\theta, u, \eta; \bar{y}) = a^T(\theta + f(\bar{y})\eta) + b^T + c^T \left( \theta + f(\bar{y})\eta - \frac{u}{\beta a^T} \right),$$

and where  $b^T$  and  $c^T$  are the coefficients describing the equilibrium trades obtained from  $\hat{b}^T$  and  $\hat{c}^T$  using (19) and (20). Hence,

$$\mathbb{E}[\pi_i^T(\bar{y}, y_i); \hat{t}_p] = N - \beta(a^T + c^T)a^T \frac{1 + \hat{t}_p}{\sqrt{\bar{y}}\sqrt{y_i}\tau_\eta} - \frac{\lambda c^T a^T}{\sqrt{\bar{y}}\sqrt{y_i}\tau_\eta} - \frac{\lambda (a^T)^2}{2 y_i \tau_\eta} - \frac{\lambda (a^T)^2}{2 y_i \tau_e}$$

where  $N$  is a function of all variables that do not interact with  $y_i$ . It follows that

$$\frac{\partial \mathbb{E}[\pi_i^T(\bar{y}, y_i); \hat{t}_p]}{\partial y_i} = \frac{\beta(1 + \hat{t}_p)(a^T + c^T)a^T}{2\tau_\eta y_i \sqrt{\bar{y}} y_i} + \frac{\lambda a^T}{2\tau_\eta y_i \sqrt{y_i}} \left( \frac{a^T}{\sqrt{y_i}} + \frac{c^T}{\sqrt{\bar{y}}} \right) + \frac{\lambda (a^T)^2}{2y_i^2 \tau_e}.$$

Because  $\mathbb{E}[\pi_i^T(\bar{y}, y_i); \hat{t}_p] - \mathcal{C}(y_i)$  is concave in  $y_i$ , for  $y_i = \bar{y} = y^T$  to be sustained in equilibrium it is both necessary and sufficient that

$$\frac{\partial \mathbb{E}[\pi_i^T(y^T, y^T); \hat{t}_p]}{\partial y_i} = \mathcal{C}'(y^T)$$

which is equivalent to

$$\frac{[\beta(1 + \hat{t}_p) + \lambda] (a^T + c^T)a^T}{2\tau_\eta} + \frac{\lambda (a^T)^2}{2\tau_e} = \mathcal{C}'(y^T) (y^T)^2.$$

Using the fact that  $y^T$  satisfies

$$\frac{(\beta + \lambda)(a^T + c^T)^2}{2\tau_\eta} + \frac{\lambda (a^T)^2}{2\tau_e} = \mathcal{C}'(y^T) (y^T)^2,$$

we have that the proposed policy implements the efficient acquisition of private information when

$$\hat{t}_p = \frac{(\beta + \lambda)c^T}{\beta a^T}.$$

Using the fact that

$$c^T = \frac{1}{\beta + \lambda} (\gamma_2 (\tau_\omega(a^T)) - \beta a^T)$$

we then have that the optimal  $\hat{t}_p$  can be rewritten as

$$\hat{t}_p = \frac{\gamma_2 (\tau_\omega(a^T)) - \beta a^T}{\beta a^T}$$

as claimed in the proposition. Q.E.D.

### Proof of Proposition 7.

Assume that all traders other than  $i$  acquire information of quality  $y^T$  and then submit

the efficient demand schedules (that is, those corresponding to the coefficients  $(a^T, \hat{b}^T, \hat{c}^T)$ ). Given any policy  $T(x_i, p)$ , the expected net payoff for trader  $i$  when he chooses information of quality  $y_i$  and then selects his demand schedule optimally is equal to

$$V(y^T, y_i) \equiv \sup_{g(\cdot)} \{ \mathbb{E}[\tilde{\pi}_i(y^T, y_i); g(\cdot)] - \mathcal{C}(y_i) \}$$

where  $g : \mathbb{R}^2 \rightarrow \mathbb{R}$  is a generic function specifying the amount of shares  $x_i = g(s_i, z)$  that the trader purchases as a function of  $s_i$  and  $z$ , and where

$$\begin{aligned} \mathbb{E}[\tilde{\pi}_i(y^T, y_i); g(\cdot)] &\equiv \mathbb{E} \left[ \theta g(s_i, z) - (\alpha - u + \beta \tilde{x}) g(s_i, z) - \frac{\lambda}{2} (g(s_i, z))^2 \right] \\ &\quad - \mathbb{E} [T(g(s_i, z), \alpha - u + \beta \tilde{x})]. \end{aligned}$$

Note that the definition of  $\mathbb{E}[\tilde{\pi}_i(y^T, y_i); g(\cdot)]$  uses the fact that the market-clearing price is given by  $p = \alpha - u + \beta \tilde{x}$  with

$$\tilde{x} = a^T(\theta + f(y^T)\eta) + b^T + c^T z$$

where  $b^T$  and  $c^T$  are the coefficients describing the equilibrium trades obtained from  $\hat{b}^T$  and  $\hat{c}^T$  using (19) and (20), and where  $z \equiv \theta + f(y^T)\eta - u/(\beta a^T)$ . It also uses the fact that, when all other traders submit the efficient demand schedules, any demand schedule for trader  $i$  (that is, any mapping from  $(s_i, p)$  into  $x_i$ ) can be expressed as a function  $g(s_i, z)$  of  $(s_i, z)$ .<sup>25</sup>

For the policy  $T(x_i, p)$  to implement the efficient acquisition and usage of information, it must be that, when  $y_i = y^T$ , the function  $g(\cdot)$  that maximizes the trader's payoff is equal to  $g(s_i, z) = a^T s_i + b^T + c^T z$ . Using the fact that the equilibrium price can be expressed as  $p = \alpha + \beta b^T + \beta(a^T + c^T)z$ , and the fact that

$$\mathbb{E}[\theta | s_i, z] = \gamma_1(\tau_\omega(a^T))s_i + \gamma_2(\tau_\omega(a^T))z,$$

we thus have that, for the policy  $T$  to implement the efficient trades, it must be that  $T$  is differentiable in  $x_i$  and satisfy

$$\gamma_1(\tau_\omega(a^T))s_i + \gamma_2(\tau_\omega(a^T))z - [\alpha + \beta b^T + \beta(a^T + c^T)z] - \lambda(a^T s_i + b^T + c^T z)$$

$$- \frac{\partial}{\partial x} T(a^T s_i + b^T + c^T z, \alpha + \beta b^T + \beta(a^T + c^T)z) = 0$$

for all  $(s_i, z)$ . Next, observe that, when trader  $i$  trades efficiently, the quantity that he purchases is given by  $x_i = a^T s_i + b^T + c^T z$ . Expressing  $s_i$  as a function of  $x_i$  using the last expression, and using the relationship  $p = \alpha + \beta b^T + \beta(a^T + c^T)z$  to express  $z$  as a function of  $p$ , we have that

$$\begin{aligned} &\gamma_1(\tau_\omega(a^T))s_i + \gamma_2(\tau_\omega(a^T))z - [\alpha + \beta b^T + \beta(a^T + c^T)z] - \lambda(a^T s_i + b^T + c^T z) \\ &= [\gamma_1(\tau_\omega(a^T)) - \lambda a^T] \frac{x_i - b^T - c^T z}{a^T} + [\gamma_2(\tau_\omega(a^T)) - \beta(a^T + c^T) - \lambda c^T] \left[ \frac{p - \alpha - \beta b^T}{\beta(a^T + c^T)} \right] \\ &\quad - (\alpha + \beta b^T + \lambda b^T) = [\gamma_1(\tau_\omega(a^T)) - \lambda a^T] \frac{x_i - b^T}{a^T} \\ &+ \left[ \gamma_2(\tau_\omega(a^T)) - \beta(a^T + c^T) - \lambda c^T - (\gamma_1(\tau_\omega(a^T)) - \lambda a^T) \frac{c^T}{a^T} \right] \left[ \frac{p - \alpha - \beta b^T}{\beta(a^T + c^T)} \right] - (\alpha + \beta b^T + \lambda b^T). \end{aligned}$$

<sup>25</sup>It suffices to use (21) to observe that  $p = \alpha + \beta b^T + \beta(a^T + c^T)z$ .



Note that the term above is the discrepancy between the trader's marginal benefit and marginal cost of expanding his demand evaluated at the efficient trade. But this means that, for the policy  $T(x_i, p)$  to implement the efficient use of information, it must be that  $T(x_i, p)$  is a polynomial of second order of the form

$$T(x_i, p) = \frac{\delta}{2}x_i^2 + (t_p p - t_0)x_i + K(p), \quad (36)$$

for some vector  $(\delta, t_p, t_0)$  and some function  $K(p)$  which plays no role for incentives and which therefore we can disregard. In the proof of Proposition 3, we showed that there exists a unique vector  $(\delta, t_p, t_0)$  that induces the traders to submit the efficient demand schedules when the precision of their private information is  $y^T$  (the vector in Proposition 3 applied to  $y = y^T$ ). Thus, if a policy  $T$  induces efficiency in both information acquisition and information usage, it must be of the form in (36) with  $(\delta, t_p, t_0)$  as in Proposition 3 applied to  $y = y^T$ . When the policy takes this form, for any  $y_i$ , the optimal choice of  $g(\cdot)$  is affine and hence can be written as  $g(s_i, z) = as_i + b + cz$ , for some  $(a, b, c)$ , implying that

$$\begin{aligned} \mathbb{E}[\tilde{\pi}_i(y^T, y_i); g(\cdot)] &= \mathbb{E} \left[ (\theta + t_0)(as_i + b + cz) - \frac{\lambda + \delta}{2}(as_i + b + cz)^2 \right. \\ &\quad \left. - (1 + t_p)(\alpha - u + \beta[a^T(\theta + f(y^T)\eta) + b^T + c^T z])(as_i + b + cz) \right]. \end{aligned}$$

Letting  $M$  be a function of all variables that do not interact with  $y_i$ , we then have that, when  $g(s_i, z) = as_i + b + cz$ , for some  $(a, b, c)$ ,

$$\mathbb{E}[\tilde{\pi}_i(y^T, y_i); g(\cdot)] = M - \beta(1 + t_p)(a^T + c^T)a \frac{1}{\sqrt{y^T} \sqrt{y_i} \tau_\eta} - \frac{(\lambda + \delta)ca}{\sqrt{y^T} \sqrt{y_i} \tau_\eta} - \frac{\lambda + \delta}{2} \frac{a^2}{y_i \tau_\eta} - \frac{\lambda + \delta}{2} \frac{a^2}{y_i \tau_e}.$$

Using the envelope theorem, we then have that

$$\frac{\partial V(y^T, y^T)}{\partial y_i} = \frac{[\beta(1 + t_p) + \lambda + \delta](a^T + c^T)a^T}{2\tau_\eta (y^T)^2} + \frac{(\lambda + \delta)(a^T)^2}{2\tau_e (y^T)^2} - C'(y^T).$$

Note that, in writing the above derivative, we used the fact that, when  $y_i = y^T$ , the optimal demand schedule for trader  $i$  induces the efficient trades  $a^T s_i + b^T + c^T z$ . Recall that the efficient  $y^T$  is given by the solution to the following equation

$$\frac{(\beta + \lambda)(a^T + c^T)^2}{2\tau_\eta (y^T)^2} + \frac{\lambda (a^T)^2}{2\tau_e (y^T)^2} = C'(y^T).$$

Hence, for the policy of Proposition 3 (applied to  $\bar{y} = y^T$ ) to implement the efficient acquisition of private information, it must be that

$$\frac{(\beta + \lambda)(a^T + c^T)^2}{\tau_\eta} + \frac{\lambda (a^T)^2}{\tau_e} = \frac{[\beta(1 + t_p) + \lambda + \delta] (a^T + c^T)a^T}{\tau_\eta} + \frac{(\lambda + \delta) (a^T)^2}{\tau_e}$$

or, equivalently,

$$(a^T + c^T)\tau_e [(\beta + \lambda)c^T - (\beta t_p + \delta)a^T] = \delta (a^T)^2 \tau_\eta.$$

One can verify that the values of  $\delta$  and  $t_p$  from Proposition 3 do not solve the above equation except for a non-generic set of parameters. Q.E.D.

### Proof of Proposition 8.

Paralleling the derivations in the proof of Proposition 7, we have that, when the policy takes the proposed form and all traders other than  $i$  acquire information of quality  $y^T$  and then submit the efficient demand schedules (that is, the affine orders corresponding to the coefficients  $(a^T, \hat{b}^T, \hat{c}^T)$  for quality of information  $y^T$ ), the expected net payoff for trader  $i$  when he chooses information of quality  $y_i$  is maximized by submitting an affine demand schedule  $x_i = as_i + \hat{b} - \hat{c}p$  which induces trades  $x_i = as_i + b + cz$  that are affine in  $(s_i, z)$ , where  $z = \theta + f(y^T)\eta - u/\beta a^T$  is the endogenous signal contained in the market-clearing price.

Using this result, let

$$\hat{V}(y^T, y_i) \equiv \sup_{a,b,c} \{ \mathbb{E}[\tilde{\pi}_i(y^T, y_i); a, b, c] - \mathcal{C}(y_i) + Ay_i \}$$

denote the maximal payoff that trader  $i$  can obtain by acquiring information of precision  $y_i$  when all other traders acquire information of precision  $y^T$  and then submit the efficient demand schedules for information of quality  $y^T$ . As shown in the proof of Proposition 7, the expected gross payoff that trader  $i$  obtains by inducing the affine trades  $x_i = as_i + b + cz$  when he chooses information of quality  $y_i$  is equal to

$$\mathbb{E}[\tilde{\pi}_i(y^T, y_i); a, b, c] = M - \beta(1 + t_p)(a + c)a \frac{1}{\sqrt{y^T} \sqrt{y_i} \tau_\eta} - \frac{(\lambda + \delta)ca}{\sqrt{y^T} \sqrt{y_i} \tau_\eta} - \frac{\lambda + \delta}{2} \frac{a^2}{y_i \tau_\eta} - \frac{\lambda + \delta}{2} \frac{a^2}{y_i \tau_e},$$

where  $M$  is a term collecting all variables that do not interact with  $y_i$ . Using the envelope theorem, we have that

$$\frac{\partial \hat{V}(y^T, y^T)}{\partial y_i} = \frac{[\beta(1 + t_p) + \lambda + \delta] (a^T + c^T)a^T}{2\tau_\eta (y^T)^2} + \frac{(\lambda + \delta) (a^T)^2}{2\tau_e (y^T)^2} - \mathcal{C}'(y^T) + A.$$

Again, in writing the above derivative we used the fact that, when  $y_i = y^T$ , the optimal demand schedule for trader  $i$  induces trades equal to  $a^T s_i + b^T + c^T z$ . Using the fact that  $y^T$  satisfies

$$\frac{(\beta + \lambda)(a^T + c^T)^2}{2\tau_\eta (y^T)^2} + \frac{\lambda (a^T)^2}{2\tau_e (y^T)^2} = \mathcal{C}'(y^T),$$

we thus have that the proposed policy induces the efficient acquisition of private information only if the following condition holds

$$\frac{(\beta + \lambda)(a^T + c^T)^2}{2\tau_\eta} + \frac{\lambda (a^T)^2}{2\tau_e} = \frac{(\beta(1 + t_p) + \lambda + \delta) (a^T + c^T)a^T}{2\tau_\eta} + \frac{(\lambda + \delta) (a^T)^2}{2\tau_e} + A (y^T)^2$$

from which we obtain that

$$A = \frac{a^T + c^T}{2\tau_\eta (y^T)^2} [(\beta + \lambda)c^T - (\beta t_p + \delta)a^T] - \frac{\delta (a^T)^2}{2\tau_e (y^T)^2}.$$

Next, use Condition (20) to express  $c^T$  as a function of  $\hat{c}^T$  and rewrite  $A$  as follows

$$A = -\frac{(a^T)^2}{2\tau_\eta (y^T)^2} \left[ \frac{\beta(\beta + \lambda)\hat{c}^T}{(1 + \beta\hat{c}^T)^2} + \frac{\beta t_p + \delta}{1 + \beta\hat{c}^T} \right] - \frac{\delta (a^T)^2}{2\tau_e (y^T)^2}.$$

Finally, one can verify numerically that the function  $\hat{V}(y^T, y_i)$  is globally quasi-concave in  $y_i$ . We thus conclude that the proposed policy implements the efficient acquisition and usage of information. Q.E.D.

### Proof of Proposition 9.

As in the proof of the last two propositions, assume that all traders other than  $i$  acquire information of quality  $y^T$  and then submit the efficient demand schedules (that is, those corresponding to the coefficients  $(a^T, \hat{b}^T, \hat{c}^T)$ ). Given any policy  $T(x_i, \tilde{x}, p)$ , the expected net payoff for trader  $i$  when he chooses information of quality  $y_i$  and then selects his demand schedule optimally is equal to

$$V(y^T, y_i) \equiv \sup_{g(\cdot)} \{ \mathbb{E}[\tilde{\pi}_i(y^T, y_i); g(\cdot)] - \mathcal{C}(y_i) \}$$

where  $g : \mathbb{R}^2 \rightarrow \mathbb{R}$  is a generic function specifying the amount of shares  $x_i = g(s_i, z)$  that the trader purchases as a function of  $s_i$  and  $z$ , with  $z \equiv \theta + f(y^T)\eta - u/(\beta a^T)$ , and

$$\mathbb{E}[\tilde{\pi}_i(y^T, y_i); g(\cdot)] \equiv \mathbb{E} \left[ \theta g(s_i, z) - (\alpha - u + \beta \tilde{x})g(s_i, z) - \frac{\lambda}{2} (g(s_i, z))^2 \right] - \mathbb{E} [T(g(s_i, z), \tilde{x}, \alpha - u + \beta \tilde{x})].$$

Note that, in writing  $\mathbb{E}[\tilde{\pi}_i(y^T, y_i); g(\cdot)]$ , we use the fact that the market-clearing price is given by  $p = \alpha - u + \beta \tilde{x}$  with  $\tilde{x} = a^T(\theta + f(y^T)\eta) + b^T + c^T z$ , where  $b^T$  and  $c^T$  are the coefficients describing the equilibrium trades obtained from  $\hat{b}^T$  and  $\hat{c}^T$  using (19) and (20). We also use the fact that, when all other traders submit the efficient demand schedules, any demand schedule for trader  $i$  (that is, any mapping from  $(s_i, p)$  into  $x_i$ ) can be expressed as a function  $g(s_i, z)$  of  $(s_i, z)$  by using (21) to express  $p = \alpha + \beta b^T + \beta(a^T + c^T)z$  as an affine transformation of  $z$ .

For the policy  $T(x_i, \tilde{x}, p)$  to implement efficiency in both information acquisition and usage, it must be that, when  $y_i = y^T$ , the function  $g(\cdot)$  that maximizes the trader's payoff is equal to  $g(s_i, z) = a^T s_i + b^T + c^T z$ . Using the expression for the equilibrium price  $p = \alpha + \beta b^T + \beta(a^T + c^T)z$  and the fact that  $\mathbb{E}[\theta | s_i, z; y_i, y^T] \Big|_{y_i=y^T} = \gamma_1(\tau_\omega(a^T))s_i + \gamma_2(\tau_\omega(a^T))z$ , we thus have that, for the policy  $T$  to implement the efficient trades, it must be that  $T$  is differentiable in  $x_i$  and, for all  $(s_i, z)$ , satisfy

$$\gamma_1(\tau_\omega(a^T))s_i + \gamma_2(\tau_\omega(a^T))z - [\alpha + \beta b^T + \beta(a^T + c^T)z] - \lambda(a^T s_i + b^T + c^T z)$$

$$- \frac{\partial}{\partial x_i} \mathbb{E} [T(a^T s_i + b^T + c^T z, \tilde{x}, \alpha - u + \beta \tilde{x}) | s_i, z; y_i, y^T] \Big|_{y_i=y^T} = 0,$$

where  $\tilde{x} = a^T(\theta + f(y^T)\eta) + b^T + c^T z$ , with  $z \equiv \theta + f(y^T)\eta - u/(\beta a^T)$ . Next recall from the proof of Proposition 7 that, when the individual trades efficiently,

$$\begin{aligned} & \gamma_1(\tau_\omega(a^T))s_i + \gamma_2(\tau_\omega(a^T))z - [\alpha + \beta b^T + \beta(a^T + c^T)z] - \lambda(a^T s_i + b^T + c^T z) \\ &= [\gamma_1(\tau_\omega(a^T)) - \lambda a^T] \frac{x - b^T}{a^T} + \left[ \gamma_2(\tau_\omega(a^T)) - \beta(a^T + c^T) - \lambda c^T - (\gamma_1(\tau_\omega(a^T)) - \lambda a^T) \frac{c^T}{a^T} \right] \left[ \frac{p - \alpha - \beta b^T}{\beta(a^T + c^T)} \right] \\ & \quad - (\alpha + \beta b^T + \lambda b^T). \end{aligned}$$

This means that, for the policy  $T$  to implement the efficient use of information, it must be that  $T(x_i, \tilde{x}, p)$  is a polynomial of second order of the form

$$T(x_i, \tilde{x}, p) = \frac{\delta'}{2} x_i^2 + (p t'_p - t'_0 + t_{\tilde{x}} \tilde{x}) x_i + K'(\tilde{x}, p), \quad (37)$$

for some vector  $(\delta', t'_p, t'_0, t_{\tilde{x}})$ , where  $K'(\tilde{x}, p)$  is a function that does not depend on  $x_i$ , plays no role for incentives, and hence can be disregarded. Furthermore, under any such a policy,

$$\begin{aligned} & \frac{\partial}{\partial x_i} \mathbb{E} [T(x_i, \tilde{x}, p) | s_i, p; y_i, y^T] = \delta' x_i + p t'_p - t'_0 + t_{\tilde{x}} \mathbb{E} [\tilde{x} | s_i, p; y_i, y^T] \\ &= \delta' x_i + p t'_p - t'_0 + t_{\tilde{x}} \mathbb{E} \left[ \frac{p - \alpha + u}{\beta} | s_i, p; y_i, y^T \right] = \delta' x_i + p t'_p - t'_0 + \frac{t_{\tilde{x}}}{\beta} (p - \alpha) + \frac{t_{\tilde{x}}}{\beta} \mathbb{E} [u | s_i, p; y_i, y^T] \\ &= \delta' x_i + p t'_p - t'_0 + \frac{t_{\tilde{x}}}{\beta} (p - \alpha) + \frac{t_{\tilde{x}}}{\beta} A^\#(y_i, y^T) s_i + \frac{t_{\tilde{x}}}{\beta} B^\#(y_i, y^T) p + \frac{t_{\tilde{x}}}{\beta} C^\#(y_i, y^T), \end{aligned}$$

where we used the fact that  $p = \alpha - u + \beta \tilde{x}$  and the fact that

$$\mathbb{E} [u | s_i, p; y_i, y^T] = A^\#(y_i, y^T) s_i + B^\#(y_i, y^T) p + C^\#(y_i, y^T)$$

where  $A^\#(y_i, y^T)$ ,  $B^\#(y_i, y^T)$ , and  $C^\#(y_i, y^T)$  are the coefficients of the projection of  $u$  on  $(s_i, p)$  when all agents other than  $i$  acquire information of quality  $y^T$  (and trade efficiently) whereas trader  $i$  acquires information of quality  $y_i$ .

When trader  $i$  too acquires information of quality  $y_i = y^T$  and trades efficiently,  $x_i = a^T s_i + b^T + c^T z$ , with  $z = (p - \alpha - \beta b^T) / (\beta(a^T + c^T))$ . Using the last two conditions to express  $s_i$  as a function of  $x_i$  and  $p$ , we then have that

$$\begin{aligned} \mathbb{E} [u | s_i, p; y_i, y^T] &= A^\#(y^T, y^T) \frac{x_i - b^T - c^T \left( \frac{p - \alpha - \beta b^T}{\beta(a^T + c^T)} \right)}{a^T} + B^\#(y^T, y^T) p + C^\#(y^T, y^T) \\ &= \frac{A^\#(y^T, y^T)}{a^T} x_i + \left[ B^\#(y^T, y^T) - \frac{A^\#(y^T, y^T) c^T}{a^T \beta (a^T + c^T)} \right] p + C^\#(y^T, y^T) - \frac{A^\#(y^T, y^T) b^T}{a^T} + \frac{A^\#(y^T, y^T) c^T (\alpha + \beta b^T)}{a^T \beta (a^T + c^T)}. \end{aligned}$$

Then let

$$\hat{A}^\# \equiv \frac{A^\#(y^T, y^T)}{a^T},$$

$$\hat{B}^\# \equiv \left[ B^\#(y^T, y^T) - \frac{A^\#(y^T, y^T)c^T}{a^T\beta(a^T + c^T)} \right],$$

and

$$\hat{C}^\# \equiv C^\#(y^T, y^T) - \frac{A^\#(y^T, y^T)b^T}{a^T} + \frac{A^\#(y^T, y^T)c^T(\alpha + \beta b^T)}{a^T\beta(a^T + c^T)}.$$

We thus have that, when trader  $i$  acquires information of quality  $y_i = y^T$  and trades efficiently,

$$\frac{\partial}{\partial x_i} \mathbb{E} [T(x_i, \tilde{x}, p) | s_i, p; y^T, y^T] = \delta x_i + t_p p - t_0$$

where

$$\delta = \delta' + \frac{t_{\tilde{x}}}{\beta} \hat{A}^\#, \quad (38)$$

$$t_p = t'_p + t_{\tilde{x}} \frac{1 + \hat{B}^\#}{\beta}, \quad (39)$$

and

$$t_0 = t'_0 + t_{\tilde{x}} \frac{\alpha}{\beta} - \frac{t_{\tilde{x}}}{\beta} \hat{C}^\#. \quad (40)$$

In the proof of Proposition 3, we showed that, when agents acquire information of quality  $y^T$ , for them to trade efficiently, the values of  $(\delta, t_p, t_0)$  must coincide with those in Proposition 3 (applied to  $y = y^T$ ). Thus, for the above policy to induce efficiency in both information acquisition and information usage, it must be that the vector  $(\delta', t'_p, t'_0, t_{\tilde{x}})$  satisfies Conditions (38)-(40) with  $(\delta, t_p, t_0)$  given by the values determined in Proposition 3 applied to  $y = y^T$ . Note that, for any  $t_{\tilde{x}}$ , there exists unique values of  $(\delta', t'_p, t'_0)$  that solve the above three conditions. Abusing notation, denote these values by  $(\delta'(t_{\tilde{x}}), t'_p(t_{\tilde{x}}), t'_0(t_{\tilde{x}}))$ .

For any  $t_{\tilde{x}}$ , efficiency in trade requires equating the parameters  $(\delta', t'_p, t'_0)$  to the unique solution  $(\delta'(t_{\tilde{x}}), t'_p(t_{\tilde{x}}), t'_0(t_{\tilde{x}}))$  to Conditions (38)-(40) above.

Next, note that, when the policy takes the form in (37), for any  $y_i$ , the optimal choice of  $g(\cdot)$  is affine and hence can be written as  $g(s_i, z) = as_i + b + cz$ , for some  $(a, b, c)$ . This implies that

$$\mathbb{E}[\tilde{\pi}_i(y^T, y_i); g(\cdot)] = \mathbb{E} \left[ \left( \theta + t'_0(t_{\tilde{x}}) - t_{\tilde{x}}\tilde{x} \right) (as_i + b + cz) - \frac{\lambda + \delta}{2} (as_i + b + cz)^2 \right. \\ \left. - (1 + t'_p(t_{\tilde{x}})) (\alpha - u + \beta [a^T(\theta + f(y^T)\eta) + b^T + c^T z]) (as_i + b + cz) \right].$$

Letting  $M$  be a function of all variables that do not interact with  $y_i$ , we then have that, when  $g(s_i, z) = as_i + b + cz$ , for some  $(a, b, c)$ ,

$$\mathbb{E}[\tilde{\pi}_i(y^T, y_i); g(\cdot)] = M - [t_{\bar{x}} + \beta(1 + t'_p(t_{\bar{x}}))] \frac{a(a^T + c^T)}{\sqrt{y^T} \sqrt{y_i} \tau_\eta} - \frac{(\lambda + \delta)ca}{\sqrt{y^T} \sqrt{y_i} \tau_\eta} - \frac{\lambda + \delta}{2} \frac{a^2}{y_i \tau_\eta} - \frac{\lambda + \delta}{2} \frac{a^2}{y_i \tau_e}.$$

Using the envelope theorem, we then have that

$$\frac{\partial V(y^T, y^T)}{\partial y_i} = \frac{[t_{\bar{x}} + \beta(1 + t'_p(t_{\bar{x}})) + \lambda + \delta] (a^T + c^T)a^T}{2\tau_\eta (y^T)^2} + \frac{(\lambda + \delta) (a^T)^2}{2\tau_e (y^T)^2} - \mathcal{C}'(y^T).$$

Once again, in writing the above derivative, we used the fact that, when  $y_i = y^T$ , the optimal demand schedule for trader  $i$  induces trades equal to the efficient trades  $a^T s_i + b^T + c^T z$ . Finally, recall that the efficient  $y^T$  is given by the solution to the following equation

$$\frac{(\beta + \lambda)(a^T + c^T)^2}{2\tau_\eta (y^T)^2} + \frac{\lambda (a^T)^2}{2\tau_e (y^T)^2} = \mathcal{C}'(y^T).$$

Hence, for the above policy to induce efficiency in information acquisition, it must be that

$$\begin{aligned} & \frac{(\beta + \lambda)(a^T + c^T)^2}{\tau_\eta} + \frac{\lambda (a^T)^2}{\tau_e} \\ &= \frac{[t_{\bar{x}} + \beta(1 + t'_p(t_{\bar{x}})) + \lambda + \delta] (a^T + c^T)a^T}{\tau_\eta} + \frac{(\lambda + \delta)(a^T)^2}{\tau_e}. \end{aligned} \quad (41)$$

Using (39), we have that

$$t'_p(t_{\bar{x}}) = t_p - t_{\bar{x}} \frac{1 + \hat{B}^\#}{\beta}$$

with  $t_p$  given by the unique value determined in Proposition 3 applied to  $y = y^T$ . Because the function  $H : \mathbb{R} \rightarrow \mathbb{R}$  given by

$$H(t_{\bar{x}}) \equiv t_{\bar{x}} + \beta t'_p(t_{\bar{x}}) = \beta t_p - t_{\bar{x}} \hat{B}^\#$$

is linear, there exists a (unique) value of  $t_{\bar{x}}$  that solves (41).

We conclude that the policy in (37) with  $t_{\bar{x}}$  given by the unique solution to (41) and with  $(\delta', t'_p, t'_0)$  given by the unique solution  $(\delta'(t_{\bar{x}}), t'_p(t_{\bar{x}}), t'_0(t_{\bar{x}}))$  to Conditions (38)-(40) induces efficiency in both information acquisition and information usage. Q.E.D.

## 7 Online Appendix: Cournot case (traders submitting market orders)

In this Appendix we show that, in a Cournot equilibrium, there is no inefficiency in either the collection or usage of information. The environment is the same as in the baseline model except for the fact that traders are restricted to submitting market orders instead of a collection of limit orders (equivalently, a demand schedule).

### 7.0.1 Efficiency in usage

Suppose that  $y_i = y$  for all  $i$ . In any symmetric equilibrium in which the price is affine in  $(\theta, u, \eta)$ , each trader's market order is an affine function of her private signal. That is,

$$x_i = as_i + b$$

for some scalars  $(a, b)$  that depend on the exogenous parameters of the model. Aggregate demand is then equal to

$$\tilde{x} = \int x_i di = a(\theta + f(y)\eta) + b.$$

Combining the above expression with the inverse aggregate supply function  $p = \alpha - u + \beta\tilde{x}$ , we then have that the equilibrium price must satisfy

$$p = \alpha - u + \beta b + \beta a(\theta + f(y)\eta). \quad (42)$$

For each  $s_i$ , the equilibrium market order  $x_i = as_i + b$  must maximize trader  $i$ 's expected profits

$$\Pi_i = \mathbb{E} \left[ (\theta - p) x_i - \lambda \frac{x_i^2}{2} | s_i \right] - C(y_i),$$

where  $x_i = a_i s_i + b$ .

Following steps similar to those in the baseline model, we have that, for any  $s_i$ , the derivative of  $\Pi_i$  with respect to  $x_i$ , evaluated at  $x_i = a_i s_i + b$ , must be equal to zero, which yields<sup>26</sup>

$$\mathbb{E} [\theta | s_i] - \alpha - \beta b - \beta a \mathbb{E} [\theta + f(y)\eta | s_i] = \lambda (a s_i + b).$$

We conclude that the equilibrium value of  $b$ , which we denote by  $b^*$ , is equal to  $b^* = -\alpha / (\beta + \lambda)$ .

To obtain the equilibrium value of  $a$ , which we denote by  $a^*$ , we replace  $\mathbb{E} [\theta | s_i] = \frac{\tau_\epsilon}{\tau_\epsilon + \tau_\theta} s_i$  and  $\mathbb{E} [\eta | s_i] = \frac{f(y) \frac{1}{\tau_\eta} \tau_\theta \tau_\epsilon}{\tau_\epsilon + \tau_\theta} s_i$  into the above FOC from which we obtain that

$$a^* = \frac{\tau_\epsilon}{\lambda (\tau_\epsilon + \tau_\theta) + \beta \tau_\epsilon + \beta \frac{\tau_\theta \tau_\epsilon}{y \tau_\eta}}.$$

---

<sup>26</sup>Note that  $\mathbb{E} [u | s_i] = 0$ .

Next, we can derive the expression for the welfare losses. When the market orders are affine with coefficients  $a$  and  $b$ ,

$$x_i - \tilde{x} = a(s_i - \theta - f(y)\eta)$$

from which we obtain that

$$\mathbb{E}[(x_i - \tilde{x})^2] = \mathbb{E}[a^2 f(y)^2 e_i^2] = \frac{a^2}{y\tau_e},$$

as in the baseline model. Recall that the first-best action is  $x^o = \frac{\theta - \alpha + u}{\beta + \lambda}$ . One can then show that, for any  $(a, b)$ , the welfare losses are equal to

$$WL = \frac{(\beta + \lambda)\mathbb{E}[(\tilde{x} - x^o)^2] + \lambda\mathbb{E}[(x_i - \tilde{x})^2]}{2} =$$

$$\frac{1}{2(\beta + \lambda)^2} \left( \frac{(\beta a + \lambda a - 1)^2}{\tau_\theta} + \frac{(\beta + \lambda)^2 a^2}{y\tau_\eta} + \frac{1}{\tau_u} + b^2(\beta + \lambda)^2 + \alpha^2 + 2\alpha b(\beta + \lambda) \right).$$

For any  $a$ , the value of  $b$  that minimizes the welfare losses is thus given by the FOC

$$\frac{\partial WL}{\partial b} = b + \frac{\alpha}{\beta + \lambda} = 0.$$

We conclude that the optimal value of  $b$  is the equilibrium one:  $b^T = b^* = -\alpha/(\beta + \lambda)$ . Replacing the above value of  $b^T$  into the expression for the welfare losses, we have that the latter can be expressed as a function of  $a$  as follows

$$WL(a; y) = \frac{1}{2} \left( \frac{(\beta a + \lambda a - 1)^2}{(\beta + \lambda)\tau_\theta} + \frac{(\beta + \lambda)a^2}{y\tau_\eta} + \frac{1}{(\beta + \lambda)\tau_u} + \frac{\lambda a^2}{y\tau_e} \right).$$

Differentiating  $WL(a; y)$  with respect to  $a$  and setting the derivative equal to zero, we have that the socially-optimal value of  $a$ , which we denote by  $a^T$ , must satisfy

$$\frac{\partial WL(a^T; y)}{\partial a} = \frac{(\beta a^T + \lambda a^T - 1)}{\tau_\theta} + \frac{(\beta + \lambda)a^T}{y\tau_\eta} + \frac{\lambda a^T}{y\tau_e} = 0$$

from which we obtain that

$$a^T = \frac{\tau_e}{\lambda\tau_e + \beta\tau_e + \lambda\tau_\theta + \frac{\beta\tau_e\tau_\theta}{y\tau_\eta}} = a^*.$$

We thus conclude that there is no inefficiency in the usage of information in the Cournot game.

## 7.0.2 Efficiency in acquisition

We first characterize the equilibrium acquisition of private information. When each trader  $j \neq i$  chooses  $y_j = y$  and then submits the equilibrium affine market order  $x_j = as_j + b$  for quality of information  $y$ , and trader  $i$  instead acquires information of quality  $y_i$  and then, after



observing  $s_i$ , submits the market order  $x_i$ , his expected payoff is equal to

$$\Pi_i = \mathbb{E} \left[ (\theta - p) x_i - \lambda \frac{x_i^2}{2} | s_i, y_i \right] - \mathcal{C}(y_i)$$

where  $p = \alpha - u + \beta \tilde{x}$ , with  $\tilde{x} = a(y)(\theta + f(y)\eta) + b$ , with

$$a = a(y) = \frac{\tau_\epsilon}{\lambda(\tau_\epsilon + \tau_\theta) + \beta\tau_\epsilon + \beta\frac{\tau_\theta\tau_\epsilon}{y\tau_\eta}}$$

and  $b = -\alpha/(\beta + \lambda)$ , as shown above. For any  $(s_i, y_i)$ , the optimal market order for trader  $i$  is given by the FOC with respect to  $x_i$  which yields  $x_i = a_i s_i + b$  with

$$a_i = a_i(y, y_i) = \frac{y_i \tau_\epsilon \tau_\eta (1 - \beta a(y)) - \beta a(y) \frac{\sqrt{y_i}}{\sqrt{y}} \tau_\theta \tau_\epsilon}{\lambda (y_i \tau_\epsilon \tau_\eta + \tau_\theta (\tau_\epsilon + \tau_\eta))}$$

and  $b = -\alpha/(\beta + \lambda)$ . That is, for any  $(y, y_i)$ , trader  $i$ 's expected profits when all other traders acquire information of quality  $y$  and then submit the equilibrium market orders for quality of information  $y$ , and trader  $i$  instead acquires information of quality  $y_i$  and then submits the market order that maximizes his payoff (the one described above) is given by

$$\begin{aligned} \Pi_i(y, y_i) &= \mathbb{E} \left[ (\theta - \alpha + u - \beta(a\theta + af(y)\eta + b)) (a_i s_i + b) - \lambda \frac{(a_i s_i + b)^2}{2}; y, y_i \right] - \mathcal{C}(y_i) \\ &= \frac{a_i - \beta a a_i}{\tau_\theta} - \frac{\beta a a_i}{\sqrt{y} \sqrt{y_i} \tau_\eta} - \frac{\lambda a_i^2}{2} \left( \frac{1}{\tau_\theta} + \frac{1}{y_i \tau_\eta} + \frac{1}{y_i \tau_\epsilon} \right) - \mathcal{C}(y_i) - \alpha b + (1 - \beta) b^2 \end{aligned}$$

where we used the shortcuts  $a = a(y)$  and  $a_i = a_i(y, y_i)$  and the fact that  $s_i = \theta + f(y_i)(\eta + e_i)$ .

Replacing  $a_i$  with  $a_i(y, y_i)$  and  $a$  with  $a(y)$ , and using the Envelope Theorem, we then have that

$$\frac{\partial \Pi_i(y, y_i)}{\partial y_i} = \frac{1}{2} \frac{\beta a(y) a_i(y, y_i)}{y_i \sqrt{y} \sqrt{y_i} \tau_\eta} - \frac{\lambda (a_i(y, y_i))^2}{2} \left( -\frac{1}{y_i^2 \tau_\eta} - \frac{1}{y_i^2 \tau_\epsilon} \right) - \mathcal{C}'(y_i).$$

When  $y$  is equal to the equilibrium level, which we denote by  $y^*$ , it must be that

$$\frac{\partial \Pi_i(y^*, y^*)}{\partial y_i} = 0$$

which, using the fact  $a_i(y^*, y^*) = a(y^*)$  yields

$$\mathcal{C}'(y^*) = \frac{1}{2} \left( \frac{(\beta + \lambda) (a(y^*))^2}{(y^*)^2 \tau_\eta} + \frac{\lambda (a(y^*))^2}{(y^*)^2 \tau_\epsilon} \right).$$

Next, we characterize the socially-optimal value of  $y$ . Because for any  $y$ , the socially-optimal usage of information coincides with the equilibrium, as shown above, using the Envelope Theorem, we have that the optimal value of  $y$ , which we denote by  $y^T$  is given by the condition

$$\frac{\partial WL(a(y^T); y^T)}{\partial y} = \frac{1}{2} \left( -\frac{(\beta + \lambda) (a(y^T))^2}{(y^T)^2 \tau_\eta} - \frac{\lambda (a(y^T))^2}{(y^T)^2 \tau_e} \right) + \mathcal{C}'(y^T) = 0.$$

We conclude that the the optimal value of  $y$ , which we denote by  $y^T$ , is given by the solution to the following condition

$$\mathcal{C}'(y^T) = \frac{1}{2} \left( \frac{(\beta + \lambda) (a(y^T))^2}{(y^T)^2 \tau_\eta} + \frac{\lambda (a(y^T))^2}{(y^T)^2 \tau_e} \right).$$

It is immediate to see that  $y^T = y^*$ , implying that the equilibrium acquisition of information is also efficient. Q.E.D.